

**HARRISON COUNTY, TEXAS**

**ANNUAL FINANCIAL REPORT**

**FOR THE FISCAL YEAR ENDED  
SEPTEMBER 30, 2023**



**HARRISON COUNTY, TEXAS**

TABLE OF CONTENTS

SEPTEMBER 30, 2023

**Page  
Number**

**FINANCIAL SECTION**

Independent Auditor’s Report.....	1 – 3
Management’s Discussion and Analysis.....	4 – 12
Basic Financial Statements	
Government-wide Financial Statements	
Statement of Net Position .....	13
Statement of Activities .....	14
Fund Financial Statements	
Balance Sheet – Governmental Funds .....	15
Reconciliation of the Balance Sheet of Governmental Funds to the Statement of Net Position.....	16
Statement of Revenues, Expenditures and Changes in Fund Balances – Governmental Funds .....	17
Reconciliation of the Statement of Revenues, Expenditures and Changes in Fund Balance – Governmental Funds to the Statement of Activities .....	18
Statement of Revenues, Expenditures and Changes in Fund Balances – Budget and Actual – General Fund .....	19
Statement of Revenues, Expenditures and Changes in Fund Balances – Budget and Actual – Road and Bridge Fund .....	20
Statement of Revenues, Expenditures and Changes in Fund Balances – Budget and Actual – Airport Maintenance Fund .....	21
Statement of Revenues, Expenditures and Changes in Fund Balances – Budget and Actual – County Grant Fund .....	22
Statement of Net Position – Proprietary Fund .....	23
Statement of Revenues, Expenses and Changes in Fund Net Position – Proprietary Fund.....	24
Statement of Cash Flows – Proprietary Fund .....	25
Statement of Net Position – Fiduciary Funds.....	26
Statement of Changes in Net Position – Fiduciary Funds.....	27
Notes to Financial Statements .....	28 – 49

Required Supplementary Information

Schedule of Changes in Net Pension Liability and Related Ratios.....	50 - 51
Schedule of Pension Contributions.....	52
Notes to Schedule of Employer Contributions.....	53
Schedule of Changes in Net OPEB Liability and related ratios – Retiree Health Benefit Plan .....	54 - 55

Combining and Individual Fund Statements and Schedules

Combining Balance Sheet – Nonmajor Governmental Funds .....	56 - 59
Combining Statement of Revenues, Expenditures and Changes in Fund Balances – Nonmajor Governmental Funds .....	60 - 63
Combining Statement of Fiduciary Net Position – Custodial Funds.....	64 - 65
Combining Statement of Changes in Fiduciary Net Position – Custodial Funds.....	66 - 67

**COMPLIANCE SECTION**

Independent Auditor’s Report on Internal Control Over Financial Reporting and on Compliance and Other Matters Based on an Audit of Financial Statements Performed in Accordance with <i>Government Auditing Standards</i> .....	68 - 69
Independent Auditor’s Report on Compliance for Each Major Federal Program and Report on Internal Control Over Compliance in Accordance with the <i>Uniform Guidance</i> .....	70 - 72
Schedule of Expenditures of Federal Awards.....	73
Notes to Schedule of Expenditures of Federal Awards .....	74
Schedule of Findings and Questioned Costs.....	75
Summary Schedule of Current Audit Findings .....	76
Summary Schedule of Prior Audit Findings .....	77



## INDEPENDENT AUDITOR'S REPORT

Honorable County Judge  
and County Commissioners  
Harrison County, Texas

### Report on the Audit of the Financial Statements

#### Opinions

We have audited the financial statements of the governmental activities, the discretely presented component units, each major fund, and the aggregate remaining fund information of Harrison County, Texas, as of and for the year ended September 30, 2023, and the related notes to the financial statements, which collectively comprise Harrison County, Texas' basic financial statements as listed in the table of contents.

In our opinion, the accompanying financial statements present fairly, in all material respects, the respective financial position of the governmental activities, the discretely presented component units, each major fund, and the aggregate remaining fund information of the Harrison County, Texas, as of September 30, 2023, and the respective changes in financial position and, where applicable, cash flows thereof for the year then ended in accordance with accounting principles generally accepted in the United States of America.

#### Basis for Opinions

We conducted our audit in accordance with auditing standards generally accepted in the United States of America (GAAS) and the standards applicable to financial audits contained in *Government Auditing Standards*, issued by the Comptroller General of the United States. Our responsibilities under those standards are further described in the Auditor's Responsibilities for the Audit of the Financial Statements section of our report. We are required to be independent of Harrison County, Texas and to meet our other ethical responsibilities, in accordance with the relevant ethical requirements relating to our audit. We believe that the audit evidence we have obtained is sufficient and appropriate to provide a basis for our audit opinions.

#### Emphasis of Matter - Change of Accounting Principle

As described in the notes to the financial statements, in fiscal year 2023 Harrison County, Texas adopted new accounting guidance, Governmental Accounting Standards Board (GASB) Statement No. 96, *Subscription-Based IT Arrangements*. Our opinion is not modified with respect to this matter.

#### Responsibilities of Management for the Financial Statements

Management is responsible for the preparation and fair presentation of the financial statements in accordance with accounting principles generally accepted in the United States of America, and for the design, implementation, and maintenance of internal control relevant to the preparation and fair presentation of financial statements that are free from material misstatement, whether due to fraud or error.

In preparing the financial statements, management is required to evaluate whether there are conditions or events, considered in the aggregate, that raise substantial doubt about Harrison County, Texas' ability to continue as a going concern for twelve months beyond the financial statement date, including any currently known information that may raise substantial doubt shortly thereafter.

#### OFFICE LOCATIONS

TEXAS | Waco | Temple | Hillsboro | Houston  
NEW MEXICO | Albuquerque

## ***Auditor's Responsibilities for the Audit of the Financial Statements***

Our objectives are to obtain reasonable assurance about whether the financial statements as a whole are free from material misstatement, whether due to fraud or error, and to issue an auditor's report that includes our opinions. Reasonable assurance is a high level of assurance but is not absolute assurance and therefore is not a guarantee that an audit conducted in accordance with GAAS and *Government Auditing Standards* will always detect a material misstatement when it exists. The risk of not detecting a material misstatement resulting from fraud is higher than for one resulting from error, as fraud may involve collusion, forgery, intentional omissions, misrepresentations, or the override of internal control. Misstatements are considered material if there is a substantial likelihood that, individually or in the aggregate, they would influence the judgment made by a reasonable user based on the financial statements.

In performing an audit in accordance with GAAS and *Government Auditing Standards*, we:

- Exercise professional judgment and maintain professional skepticism throughout the audit.
- Identify and assess the risks of material misstatement of the financial statements, whether due to fraud or error, and design and perform audit procedures responsive to those risks. Such procedures include examining, on a test basis, evidence regarding the amounts and disclosures in the financial statements.
- Obtain an understanding of internal control relevant to the audit in order to design audit procedures that are appropriate in the circumstances, but not for the purpose of expressing an opinion on the effectiveness of Harrison County, Texas' internal control. Accordingly, no such opinion is expressed.
- Evaluate the appropriateness of accounting policies used and the reasonableness of significant accounting estimates made by management, as well as evaluate the overall presentation of the financial statements.
- Conclude whether, in our judgment, there are conditions or events, considered in the aggregate, that raise substantial doubt about Harrison County, Texas' ability to continue as a going concern for a reasonable period of time.

We are required to communicate with those charged with governance regarding, among other matters, the planned scope and timing of the audit, significant audit findings, and certain internal control-related matters that we identified during the audit.

### ***Required Supplementary Information***

Accounting principles generally accepted in the United States of America require that the management's discussion and analysis, budgetary comparison information, and pension and OPEB information, as listed in the table of contents, be presented to supplement the basic financial statements. Such information is the responsibility of management and, although not a part of the basic financial statements, is required by the Governmental Accounting Standards Board who considers it to be an essential part of financial reporting for placing the basic financial statements in an appropriate operational, economic, or historical context. We have applied certain limited procedures to the required supplementary information in accordance with auditing standards generally accepted in the United States of America, which consisted of inquiries of management about the methods of preparing the information and comparing the information for consistency with management's responses to our inquiries, the basic financial statements, and other knowledge we obtained during our audit of the basic financial statements. We do not express an opinion or provide any assurance on the information because the limited procedures do not provide us with sufficient evidence to express an opinion or provide any assurance.

### **Supplementary Information**

Our audit was conducted for the purpose of forming opinions on the financial statements that collectively comprise Harrison County, Texas' basic financial statements. The combining and individual fund financial statements and schedules and the Schedule of Expenditures of Federal Awards, as required by the audit requirements of Title 2 U.S. Code of Federal Regulations (CFR) Part 200, *Uniform Administrative Requirements, Cost Principles, and Audit Requirements for Federal Awards* (Uniform Guidance), are presented for purposes of additional analysis and are not a required part of the basic financial statements. Such information is the responsibility of management and was derived from and relates directly to the underlying accounting and other records used to prepare the basic financial statements. The information has been subjected to the auditing procedures applied in the audit of the basic financial statements and certain additional procedures, including comparing and reconciling such information directly to the underlying accounting and other records used to prepare the basic financial statements or to the basic financial statements themselves, and other additional procedures in accordance with auditing standards generally accepted in the United States of America. In our opinion, the combining and individual fund financial statements and schedules and the Schedule of Expenditures of Federal Awards, are fairly stated, in all material respects, in relation to the basic financial statements as a whole.

### **Other Reporting Required by Government Auditing Standards**

In accordance with *Government Auditing Standards*, we have also issued our report dated June 18, 2024 on our consideration of Harrison County, Texas' internal control over financial reporting and on our tests of its compliance with certain provisions of laws, regulations, contracts, and grant agreements and other matters. The purpose of that report is solely to describe the scope of our testing of internal control over financial reporting and compliance and the results of that testing, and not to provide an opinion on the effectiveness of Harrison County, Texas' internal control over financial reporting or on compliance. That report is an integral part of an audit performed in accordance with *Government Auditing Standards* in considering Harrison County, Texas' internal control over financial reporting and compliance.

*Pattillo, Brown & Hill, L.L.P.*

Waco, Texas  
June 18, 2024

**THIS PAGE LEFT BLANK INTENTIONALLY**



## Management's Discussion and Analysis

As Management of Harrison County, we offer readers of the County's financial statements this narrative overview and analysis of the financial activities of the County for the fiscal year ended September 30, 2023. This information is not intended to be a complete statement of the County's financial condition. We recommend and encourage readers to consider the information presented here in conjunction with the accompanying financial statements and disclosures.

### FINANCIAL HIGHLIGHTS

- The County's net position, as indicated in the government-wide financial statements, is \$33,605,794. This is an increase of \$5,340,374 or 18.9% compared to the prior year. The increase was primarily caused by an increase in property tax revenues.
- Total net position are comprised of: 1) net investment in capital assets, of \$19,363,924, including property and equipment, net of accumulated depreciation; 2) amounts restricted by grantors or statute of \$2,953,315; and 3) the County's unrestricted net position at year-end, which is a deficit balance of \$11,288,555
- Total governmental long-term debt of the County decreased by \$72,126 due to scheduled payments exceeding the issuance of new leases.
- The unassigned fund balance in the General Fund, as shown in the fund financial statements, is \$15,822,167 or 64.6% of General Fund expenditures.

### OVERVIEW OF THE FINANCIAL STATEMENTS

This annual report consists of a series of financial statements. The *Statement of Net Position* and the *Statement of Activities* provide information about the activities of the County as a whole and present a long-term view of the County's finances. For governmental activities, these statements show how these services were financed in the short-term as well as what remains for future spending. Fund financial statements also compare actual revenue collection and expenditures to budget. Notes to the financial statements are included to provide additional financial information.

#### Government-wide Financial Statements

The government-wide financial statements are designed to provide readers with a broad overview of the County's finances, in a manner similar to a private-sector business.

The Statement of Net Position presents information on all of the County's assets, deferred outflows/inflows of resources and liabilities, with the difference reported as net position. Over time, increases or decreases in net position may serve as a useful indicator of whether the financial position of the County is improving or deteriorating. This statement combines and consolidates governmental fund current financial resources (short-term spendable resources) with capital assets and long-term obligations. Other non-financial factors should also be taken into consideration, such as changes in the County's property tax base and the condition of the County's assets.

The Statement of Activities presents information showing how the County's net position changed during the fiscal year. All of the current year's revenues and expenses are taken into account regardless of when cash is received or paid. Thus, revenues and expenses are reported in this statement for some items that will only result in cash flows in future fiscal periods (e.g., uncollected taxes and earned but not used compensated absences). Both the statement of net position and the statement of activities are prepared utilizing the accrual basis of accounting as opposed to the modified accrual basis used in prior reporting models.

## Fund Financial Statements

Funds are established to account for money designated for specific purposes by the Commissioners' Court or by grantors such as the State of Texas. The fund financial statements differ from the government-wide statements in that they focus on significant funds rather than the County as a whole. Major funds are presented separately. The basic funds are classified by type and each type used by the County is described in the following paragraphs:

- **Governmental funds** – Most of the County's basic services are reported in governmental funds, which focus on how money flows into and out of those funds and the balances left at year-end that are available for spending. These funds are reported using the modified accrual basis of accounting that measures cash and all other financial assets that can readily be converted to cash. The governmental fund statements provide a detailed short-term view of the County's general government operations and the basic services it provides. Governmental fund information shows the amount of financial resources available in the near future to finance County programs.

In addition to the major governmental funds Balance Sheet and Statement of Revenues, Expenditures and Changes in Fund Balances, budgetary comparison statements are included for the General Fund and major Special Revenue Funds. These schedules compare actual revenue and expenditures with adopted and amended budgets.

- **Proprietary funds** – When the County charges customers for the full cost of the services provided to County units or to outside third parties, the services are reported in proprietary funds. Proprietary funds are reported in the same way that all activities are reported in the Statement of Net Position and the Statement of Activities. The County uses Internal Service Funds (the other component of proprietary funds) to report activities that provide supplies and services for the County's other programs and activities. The County has one Internal Service Fund that reports the activities of the County's self-funded health insurance program.

## Notes to the Financial Statements

The notes, presented immediately following the basic financial statements, provide additional information to facilitate the understanding of the government-wide and fund financial statements. The notes explain accounting policies and disclose additional information concerning capital assets, long-term liabilities and the County's retirement plan.

## GOVERNMENT-WIDE FINANCIAL ANALYSIS

### The County as a Whole

Our analysis of the County as a whole focuses on net position and changes in net position. The Statement of Activities reports annual expenses by major function along with the charges for services and grant proceeds available to support each function. This presentation shows the cost of services that must be offset by general revenues such as property taxes.

The Summary of Net Position, shown below, lists assets in the order of liquidity, beginning with cash and ending with capital assets. Current assets include cash and other assets expected to be converted to cash within the next fiscal year. These include amounts due from other governments, receivables net of allowances for doubtful accounts, and prepaid expenditures. For property taxes receivable, the County has historically noted a collection rate of approximately 98.0 percent. Total land, buildings, infrastructure, equipment, and improvements are \$24,907,546. This amount is net of accumulated depreciation of \$23,859,719. Capital asset balances have continued to decrease as depreciation accumulates in excess of new purchases. Because these decreases represent the continued use of limited-life assets, future outlays will be necessary to replace assets as they are retired.

Liabilities are reported by current (payable in one year) and long-term classifications. Current liabilities include accounts payable, wages payable, and the portion of long-term liabilities due within the next year. Net position at year-end are \$33,605,794; a total of \$2,953,315 is restricted for specific purposes, as required by state law or grantor requirements; \$19,363,924 represents the County's net investment in capital assets, and \$11,288,555 is unrestricted net position that is available for funding general operations. Unrestricted net position increased by \$4,652,981, total assets decreased (\$6,347,979), and total net position increased by \$5,340,374. The County also has deferred outflows in the amount of \$4,385,935 and deferred inflows in the amount of \$4,051,384, both of which are exclusively related to pensions and OPEB.

### HARRISON COUNTY'S NET POSITION

	Governmental Activities	
	2023	2022
Current and other assets	\$ 33,323,928	\$ 42,842,633
Capital assets	<u>24,907,546</u>	<u>21,736,820</u>
Total assets	<u>58,231,474</u>	<u>64,579,453</u>
Deferred outflows of resources	<u>4,385,935</u>	<u>3,927,078</u>
Current liabilities	5,926,072	11,037,508
Noncurrent liabilities	<u>19,034,159</u>	<u>16,504,613</u>
Total liabilities	<u>24,960,231</u>	<u>27,542,121</u>
Deferred inflows of resources	<u>4,051,384</u>	<u>12,698,990</u>
Net position:		
Net investment in capital assets	19,363,924	18,613,948
Restricted	2,953,315	3,015,898
Unrestricted	<u>11,288,555</u>	<u>6,635,574</u>
Total net position	<u>\$ 33,605,794</u>	<u>\$ 28,265,420</u>

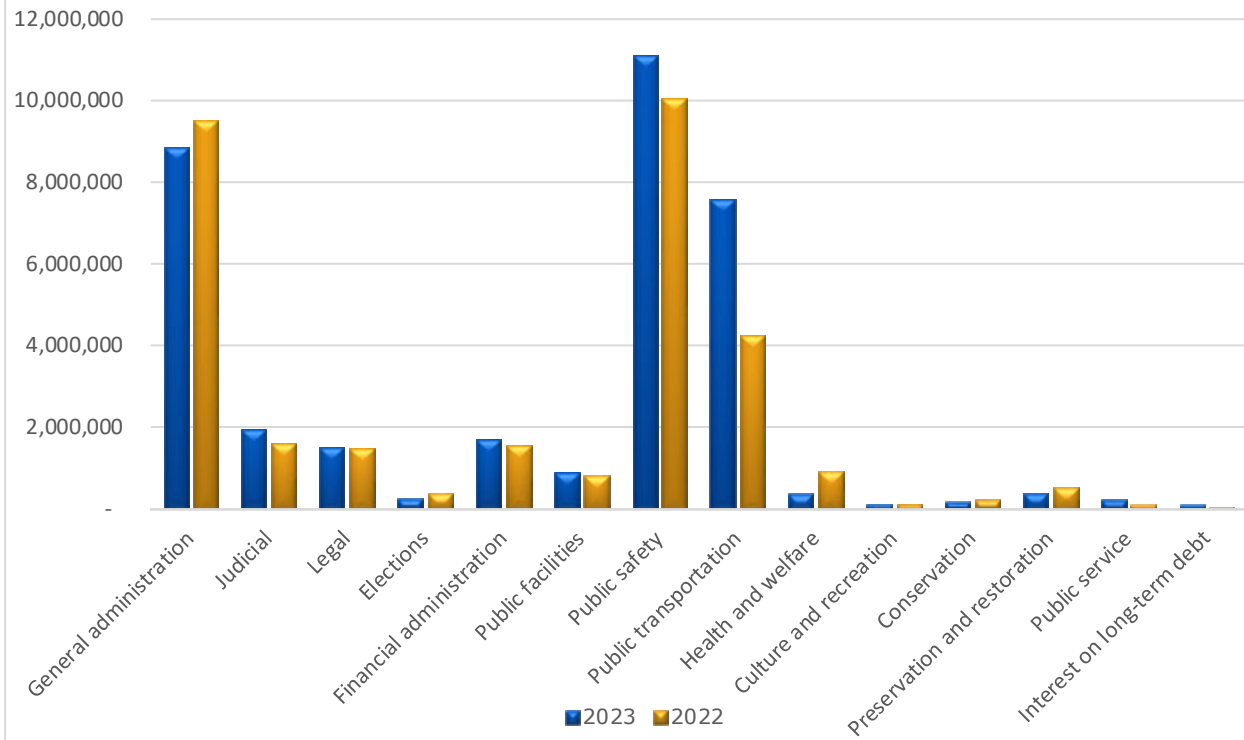
Revenues and expenses can be generally categorized by the function performing the activity. General revenues are available to cover the expenses of activities that do not generate sufficient program revenues. Total revenue for governmental activities was \$40,677,806. Total governmental expenses were \$35,337,432 resulting in an increase in net position of \$5,340,374. More details about the increase are discussed in the Financial Analysis of the County Funds.

## HARRISON COUNTY'S CHANGES IN NET POSITION

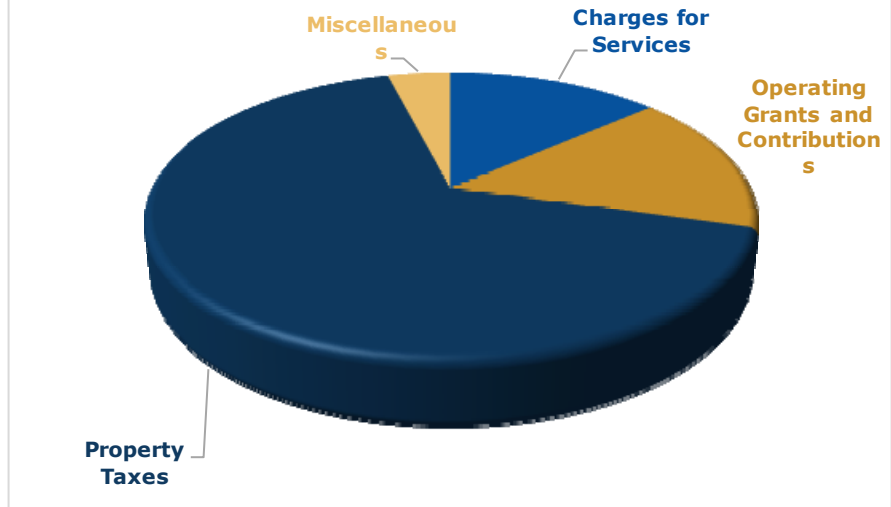
	Governmental Activities	
	2023	2022
Revenues:		
Program revenues:		
Charges for services	\$ 5,515,620	\$ 5,622,454
Operating grants and contributions	6,361,455	5,081,381
General revenues:		
Property taxes	27,182,933	26,223,270
Investment earnings	1,049,913	365,137
Gain on sale of assets	41,998	280,697
Miscellaneous	525,887	359,509
Total revenues	40,677,806	37,932,448
Expenses:		
General administration	8,838,268	9,510,078
Judicial	1,944,915	1,594,934
Legal	1,527,788	1,492,206
Elections	261,440	408,673
Financial administration	1,712,249	1,572,423
Public facilities	910,067	812,616
Public safety	11,127,720	10,048,804
Public transportation	7,603,606	4,251,261
Health and welfare	373,300	937,158
Culture and recreation	122,370	131,784
Conservation	179,209	218,008
Preservation and restoration	406,616	534,405
Public service	226,535	103,586
Interest on long-term debt	103,349	11,204
Total expenses	35,337,432	31,627,140
Change in net position	5,340,374	6,305,308
Net position - beginning	28,265,420	22,198,403
Change in accounting principle	-	(238,291)
Net position - ending	\$ 33,605,794	\$ 28,265,420

Revenues and expenses for governmental activities are compared below showing the relation between the cost of services and the revenue generated from users of the service. This table also shows how much general revenue (property taxes) and grants are needed to provide each service. Over the last several years, the County has seen property tax collections at 98.0% expected collection rate with revenue being flat or slightly lower over the past several years. The service provided by the courts' and clerks' offices in the County are funded partially by revenue generated by fines and fees assessed by the courts. The County operates a collection department that focuses on maximizing the collection of the fines and fees that are assessed by the courts.

## Expenses - Governmental Activities



## REVENUE BY SOURCE FY23



## HARRISON COUNTY'S GOVERNMENTAL ACTIVITIES

	Charges for Services 2023		Functional Expenses 2023		Funded by Other Revenues	
	Amount	% of Total	Amount	Percent of Total	Amount	Percent
General administration	\$ 2,293,333	5.6%	\$ 8,838,268	25.0%	\$ (6,544,935)	( 74.1%)
Judicial	1,011,384	2.5%	1,944,915	5.5%	(933,531)	( 48.0%)
Legal	22,758	0.1%	1,527,788	4.3%	(1,505,030)	( 98.5%)
Elections	5,838	0.0%	261,440	0.7%	(255,602)	( 97.8%)
Financial administration	1,036,137	2.5%	1,712,249	4.8%	(676,112)	( 39.5%)
Public facilities	-	- %	910,067	2.6%	(910,067)	( 100.0%)
Public safety	870,562	2.1%	11,127,720	31.5%	(10,257,158)	( 92.2%)
Public transportation	275,608	0.7%	7,603,606	21.5%	(7,327,998)	( 96.4%)
Health and welfare	-	- %	373,300	1.1%	(373,300)	( 100.0%)
Culture and recreation	-	- %	122,370	0.3%	(122,370)	( 100.0%)
Conservation	-	- %	179,209	0.5%	(179,209)	( 100.0%)
Preservation and restoration	-	- %	406,616	1.2%	(406,616)	( 100.0%)
Public service	-	- %	226,535	0.6%	(226,535)	( 100.0%)
Interest on long-term debt	-	- %	103,349	0.3%	(103,349)	( 100.0%)
<b>Total</b>	<b>5,515,620</b>	<b>13.6%</b>	<b>\$ 35,337,432</b>	<b>100.0%</b>	<b>(29,821,812)</b>	
<b>OPERATING GRANTS AND CONTRIBUTIONS</b>	<b>6,361,455</b>	<b>15.6%</b>			<b>6,361,455</b>	
<b>GENERAL REVENUES</b>	<b>28,800,731</b>	<b>70.8%</b>			<b>28,800,731</b>	
<b>TOTAL REVENUES</b>	<b>\$ 40,677,806</b>	<b>100.0%</b>				
<b>CHANGE IN NET POSITION</b>					<b>\$ 5,340,374</b>	

### Capital Assets and Debt Administration

*Capital Assets* – Net capital assets increased by approximately \$3,170,726 primarily due to grant-funded construction and the purchase of various new assets. These purchases exceeded depreciation expense as well as the disposals of capital assets. Key transactions involving capital assets included construction on new County facilities of \$2.1 million and the addition of 11 new leased vehicles totaling approximately \$600,000.

### HARRISON COUNTY'S CAPITAL ASSETS AT YEAR-END

	Governmental Activities	
	2023	2022
Land, buildings and improvements	\$ 17,027,889	\$ 14,687,708
Construction in progress	-	2,150,743
Right to use - vehicles	1,247,968	1,315,098
Right to use - software	3,216,781	-
Autos and trucks	676,531	370,805
Heavy equipment	2,175,894	2,676,167
Other equipment, furniture and fixtures	413,000	235,660
Infrastructure	149,483	300,639
<b>Total capital assets, net</b>	<b>\$ 24,907,546</b>	<b>\$ 21,736,820</b>

### Outstanding Debt

The table below reports the outstanding balances of debt for 2023 and 2022 for governmental activities. The County's balance in notes payable decreased compared to the prior year, due to scheduled payments being greater than the amounts issued.

The County issued approximately \$600 thousand of new leases during fiscal year 2023 for fleet vehicles. Detailed information concerning the County's long-term debt is available in the notes to the financial statements.

**HARRISON COUNTY'S LONG-TERM DEBT AT YEAR-END**

	Governmental Activities	
	2023	2022
Financed purchases	\$ 1,158,000	\$ 1,806,702
Leases	1,244,044	1,316,170
Subscriptions	3,141,578	-
Compensated absences	1,291,632	1,648,886
Total long-term debt	\$ 6,835,254	\$ 4,771,758

**FINANCIAL ANALYSIS OF THE COUNTY FUNDS**

**Governmental Funds**

The governmental fund statements include the General Fund, Road and Bridge Fund, and County Grant Fund, which comprise the County's major funds and all other governmental funds combined. These statements focus on short-term transactions and the impact they have on financial resources for future financial requirements. The total fund balances at year-end for all governmental funds are \$24,847,828, an increase of \$2,607,143 from the prior year. This represented a 11.7% increase in total fund balances. This increase was mainly in the General Fund, due to increase in property tax and intergovernmental revenues.

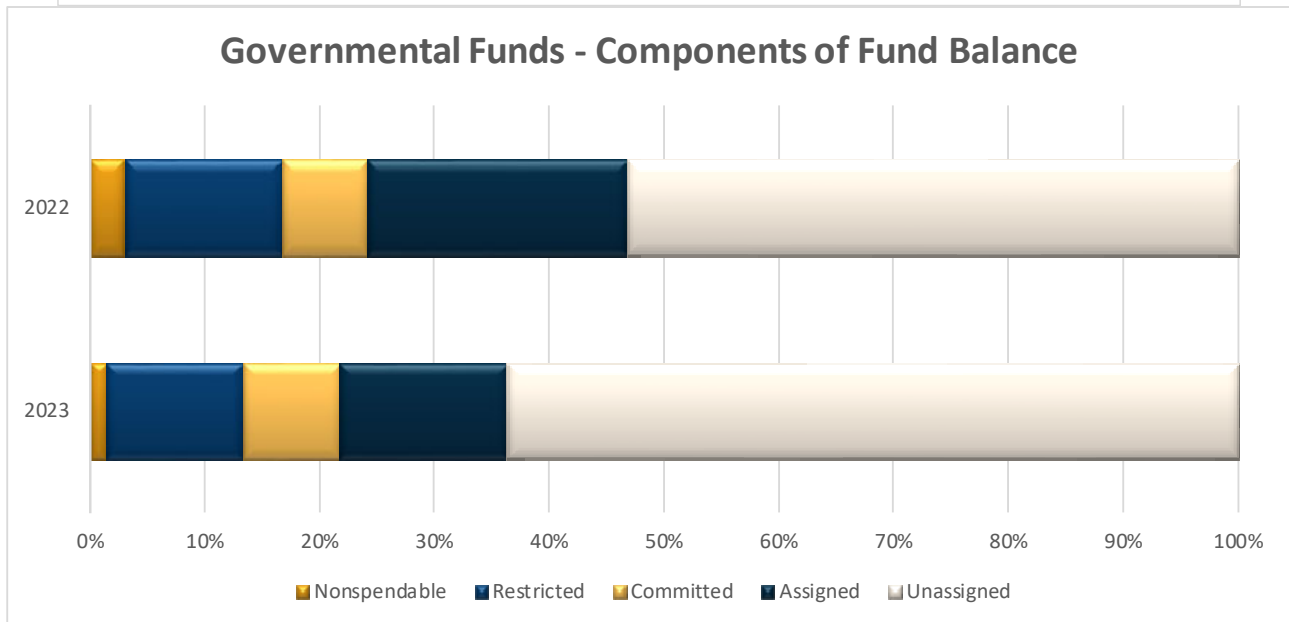
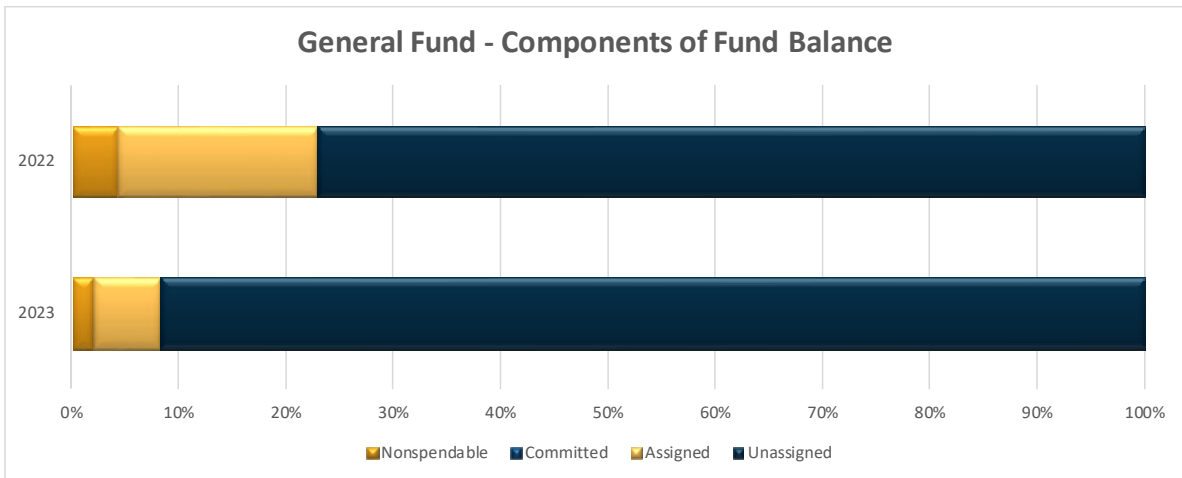
The General Fund is the primary day-to-day operating fund that finances services such as the courts and law enforcement. Approximately 83.9% of the revenue to support these services is generated by ad valorem taxes. General Fund operations resulted in an increase in fund balance of \$1,789,252. The ending fund balance of \$17,243,923 is in the acceptable level that the County Commissioners' Court would like to have, and steps will continue to be in place in order to maintain an acceptable General Fund balance to sustain County operations for a 90 – 120-day period. This represents an increase of 11.6% over prior year's fund balance, primarily caused by an increase in property tax revenue.

The Road and Bridge Fund is reported as a major governmental fund, because it represents a material percentage of the total revenue and expenditures of all governmental funds. The result of operations was an increase in fund balance of \$381,145 . The increase was caused by increased property tax revenues as well as cost savings in current expenditures compared to budget.

The Airport Maintenance Fund increased its fund balance \$102,842 due to an increase in grant funding combined with a slight decrease in non-personnel operational costs due to fewer maintenance projects needed in the fiscal year.

The County Grant Fund increased its fund balance by \$54,507 to a deficit of \$17,971 at year-end. This resulted from certain grant revenues being recognized for costs spent in the prior year. Many of the grants administered through this fund, primarily the American Rescue Plan Act, are reimbursement-based where revenues equal expenditures. Thus, large fund balances are not expected over time.

All other governmental funds are combined to form the nonmajor governmental fund category. Combined fund balances increased by (\$279,397).



**Proprietary Fund**

As stated previously, the County’s proprietary fund statements report the activities of the County’s self-funded health insurance plan. The plan provides health and life insurance for all full-time and retired County employees and their dependents that qualify. The plan’s fund balance increased slightly but remained relatively flat, as management budgets charges to funds intending to just cover claims paid for the year.

**Budgetary Highlights**

Budgetary statements of revenues, expenditures, and changes in fund balance for the General Fund and Road and Bridge Fund report the budget and the actual amounts for each category. The variance is the difference between actual and the final budget. The County’s Commissioners’ Court, prior to the beginning of the fiscal year, adopted the original budget and the Court approves amendments to the budget during the year.

The original General Fund budget planned for expenditures to exceed revenues by \$2,994,110. Amendments made throughout the year were designed to account for both expected changes in revenue and the changes in expenditures made as a result. During the current year, the original General Fund expenditure budget was increased by \$1,340,580.

The original Road and Bridge Fund budget planned for expenditures to exceed revenues by \$738,385. However, actual expenditures were \$936,718 less than what was budgeted.



## **BUDGET FOR 2023 – 2024 AND LATER**

For the FY 2024, the County adopted a property tax rate of \$.28490 per hundred dollars of taxable value. Harrison County adopted a deficit fund balance to use excess fund balance accumulated from prior years.

The County has three lease-purchase programs in which the County sells back old motorgraders, dump trucks and vehicles then acquires new ones. In FY 2024 the county will discontinue the lease program for the motorgraders that occurs every three years and have decided to purchase instead. The court approved a fund balance transfer of \$2,040,000 for the General Fund on March 26, 2024. The County amended the budget for this transfer and purchase of equipment. The lease program for the dump trucks is a thirteen-month lease. The lease program for the vehicles is a four-year lease program. Except for these recurring lease-purchases, the County has not issued any new debt and continues to pay down current debt.

## **REQUESTS FOR INFORMATION**

This report is designed to provide a general overview of the County's finances for all those with an interest in the County's finances. Questions concerning any of the information provided in this report, or requests for additional financial information, should be addressed to:

Becky Haynes  
County Auditor  
Harrison County Courthouse  
200 W. Houston, Room 326  
Marshall, Texas 75670  
(903) 935-8405

**THIS PAGE LEFT BLANK INTENTIONALLY**

## **BASIC FINANCIAL STATEMENTS**

**HARRISON COUNTY, TEXAS**

STATEMENT OF NET POSITION

SEPTEMBER 30, 2023

	Primary Government <u>Governmental Activities</u>	Component Unit <u>Industrial Developmen Authority</u>
<b>ASSETS</b>		
Cash and cash equivalents	\$ 28,888,454	\$ 473,191
Investments	-	2,521,763
Receivables, net:		
Property taxes	1,848,695	-
Accounts receivable	349,696	-
Leases	1,010,140	-
Due from other governments	421,862	-
Due from custodial funds	456,097	-
Prepaid items	348,984	-
Net pension asset		-
Capital assets:		
Nondepreciable	1,047,827	-
Depreciable, net of accumulated depreciation	<u>23,859,719</u>	<u>-</u>
Total capital assets	<u>24,907,546</u>	<u>-</u>
Total assets	<u>58,231,474</u>	<u>2,994,954</u>
<b>DEFERRED OUTFLOWS OF RESOURCES</b>		
Related to pensions	3,441,907	-
Related to OPEB	<u>944,028</u>	<u>-</u>
Total deferred outflows of resources	<u>4,385,935</u>	<u>-</u>
<b>LIABILITIES</b>		
Accounts payable	1,958,540	-
Accrued wages payable	308,051	-
Accrued interest payable	46,627	-
Unearned revenue	3,612,854	-
Noncurrent liabilities:		
Due within one year:		
Long-term Debt	2,686,609	-
Net OPEB liability	581,052	-
Due in more than one year:		
Long-term Debt	4,148,645	-
Net pension liability	2,976,674	-
Net OPEB liability	<u>8,641,179</u>	<u>-</u>
Total liabilities	<u>24,960,231</u>	<u>-</u>
<b>DEFERRED INFLOWS OF RESOURCES</b>		
Related to pensions	320,093	-
Related to OPEB	2,721,151	-
Related to leases	<u>1,010,140</u>	<u>-</u>
Total deferred inflows of resources	<u>4,051,384</u>	<u>-</u>
<b>NET POSITION</b>		
Net investment in capital assets	19,363,924	-
Restricted for:		
Capital projects	1,109,000	-
Special purposes	1,844,315	-
Unrestricted	<u>11,288,555</u>	<u>2,994,954</u>
Total net position	<u>\$ 33,605,794</u>	<u>\$ 2,994,954</u>

The accompanying notes are an integral part of these financial statements.

**HARRISON COUNTY, TEXAS**

STATEMENT OF ACTIVITIES

FOR THE YEAR ENDED SEPTEMBER 30, 2023

	Program Revenues			Changes Net Position	Component
	Expenses	Charges for Services	Operating Grants and Contributions	Primary	Unit
				Governmental Activities	Industrial Development Authority
<b>PRIMARY GOVERNMENT</b>					
General administration	\$ 8,838,268	\$ 2,293,333	\$ 5,286,857	\$ (1,258,078)	\$ -
Judicial	1,944,915	1,011,384	20,328	(913,203)	-
Legal	1,527,788	22,758	93,500	(1,411,530)	-
Elections	261,440	5,838	7,085	(248,517)	-
Financial administration	1,712,249	1,036,137	-	(676,112)	-
Public facilities	910,067	-	104,000	(806,067)	-
Public safety	11,127,720	870,562	565,777	(9,691,381)	-
Public transportation	7,603,606	275,608	113,207	(7,214,791)	-
Health and welfare	373,300	-	63,761	(309,539)	-
Culture and recreation	122,370	-	-	(122,370)	-
Conservation	179,209	-	8,283	(170,926)	-
Preservation and restoration	406,616	-	-	(406,616)	-
Public service	226,535	-	98,657	(127,878)	-
Interest and other charges	103,349	-	-	(103,349)	-
Total primary government governmental activities	<u>35,337,432</u>	<u>5,515,620</u>	<u>6,361,455</u>	<u>(23,460,357)</u>	<u>-</u>
<b>COMPONENT UNIT</b>					
Industrial Development Authority	<u>\$ 32,464</u>	<u>\$ -</u>	<u>\$ -</u>	<u>-</u>	<u>(32,464)</u>
General revenues:					
Property taxes				27,141,730	-
Miscellaneous taxes				41,203	-
Investment earnings				1,049,913	279,077
Gain on sale of assets				41,998	-
Miscellaneous				525,887	-
Total general revenues				<u>28,800,731</u>	<u>279,077</u>
Change in net position				5,340,374	246,613
Net position, beginning				<u>28,265,420</u>	<u>2,748,341</u>
Net position, beginning - restated				<u>28,265,420</u>	<u>2,748,341</u>
Net position, ending				<u>\$ 33,605,794</u>	<u>\$ 2,994,954</u>

The accompanying notes are an integral part of these financial statements.

**HARRISON COUNTY, TEXAS**

BALANCE SHEET

GOVERNMENTAL FUNDS

SEPTEMBER 30, 2023

	General	Special Revenue			Other Governmental	Total Governmental Funds
		Road and Bridge	Airport Maintenance	County Grant Fund		
<b>ASSETS</b>						
Cash and cash equivalents	\$ 17,776,675	\$ 2,669,065	\$ 313,534	\$ 3,437,485	\$ 4,691,695	\$ 28,888,454
Receivables, net						
Property taxes	1,848,695	-	-	-	-	1,848,695
Accounts receivable	251,549	50,531	5,819	-	-	307,899
Leases receivable	-	-	1,010,140	-	-	1,010,140
Due from other governments	49,224	15,995	104,000	145,604	107,039	421,862
Due from other funds	291,429	179,757	1,916	-	92,336	565,438
Prepaid items	348,463	-	-	-	521	348,984
Total assets	<u>20,566,035</u>	<u>2,915,348</u>	<u>1,435,409</u>	<u>3,583,089</u>	<u>4,891,591</u>	<u>33,391,472</u>
<b>LIABILITIES</b>						
Accounts payable	1,124,328	316,954	5,003	356	212,019	1,658,660
Accrued wages payable	238,666	43,250	-	-	26,135	308,051
Unearned revenue	12,150	-	-	3,600,704	-	3,612,854
Due to other funds	74,760	-	-	-	6,971	81,731
Total liabilities	<u>1,449,904</u>	<u>360,204</u>	<u>5,003</u>	<u>3,601,060</u>	<u>245,125</u>	<u>5,661,296</u>
<b>DEFERRED INFLOWS OF RESOURCES</b>						
Unavailable revenue-property taxes	1,649,028	-	-	-	-	1,649,028
Unavailable revenue-court fines	223,180	-	-	-	-	223,180
Related to leases	-	-	1,010,140	-	-	1,010,140
Total deferred inflows of resources	<u>1,872,208</u>	<u>-</u>	<u>1,010,140</u>	<u>-</u>	<u>-</u>	<u>2,882,348</u>
<b>FUND BALANCES</b>						
Nonspendable - prepaid items	348,463	-	-	-	-	348,463
Restricted						
Debt service	-	-	-	-	671	671
Capital projects	-	-	-	-	1,109,000	1,109,000
Bail bond services	-	-	-	-	230,913	230,913
Airport maintenance	-	-	420,266	-	-	420,266
Court technology and security	-	-	-	-	368,377	368,377
VIT escrow	-	-	-	-	161,852	161,852
Law library	-	-	-	-	41,937	41,937
District Attorney services	-	-	-	-	182,088	182,088
Records management and preservation	-	-	-	-	187,494	187,494
Other	-	-	-	-	251,388	251,388
Committed for:						
Jury services	-	-	-	-	187,347	187,347
Records management	-	-	-	-	1,027,857	1,027,857
Juvenile services	-	-	-	-	897,542	897,542
Assigned for:						
Subsequent year's budget:						
appropriation of fund balance	1,023,527	-	-	-	-	1,023,527
Road and bridge maintenance	-	2,555,144	-	-	-	2,555,144
Capital murder defense	49,766	-	-	-	-	49,766
Unassigned	15,822,167	-	-	(17,971)	-	15,804,196
Total fund balances	<u>17,243,923</u>	<u>2,555,144</u>	<u>420,266</u>	<u>(17,971)</u>	<u>4,646,466</u>	<u>24,847,828</u>
Total liabilities, deferred inflows of resources, and fund balances	<u>\$ 20,566,035</u>	<u>\$ 2,915,348</u>	<u>\$ 1,435,409</u>	<u>\$ 3,583,089</u>	<u>\$ 4,891,591</u>	<u>\$ 33,391,472</u>

The accompanying notes are an integral part of these financial statements.

**HARRISON COUNTY, TEXAS**

**RECONCILIATION OF THE BALANCE SHEET -  
GOVERNMENTAL FUNDS TO THE STATEMENT OF NET POSITION**

SEPTEMBER 30, 2023

Total fund balances of governmental funds	\$	24,847,828
Amounts reported for governmental activities in the statement of net position are different because:		
Capital assets used in governmental activities are not financial resources and, therefore, are not reported in the funds.		24,907,546
The Internal Service Fund is used to charge the costs of health insurance to individual funds. The assets and liabilities of the Internal Service Fund are included in governmental activities in the statement of net position.		(285,693)
Other long-term assets are not available to pay for current-period expenditures and, therefore, are deferred in the funds.		
Property taxes receivable, net of allowance for uncollectible amounts		1,649,028
Court fines receivable, net of allowance for uncollectible amounts		223,180
Long-term liabilities, including bonds payable, the net pension asset, and the net OPEB liability, are not due and payable in the current period and therefore not reported in the funds.		
Compensated absences		(1,291,632)
Interest payable		(46,627)
Financed purchases payable		(1,158,000)
Leases payable		(1,244,044)
Subscriptions payable		(3,141,578)
Net pension asset		(2,976,674)
Deferred resources related to pensions		3,121,814
Net OPEB Liability		(9,222,231)
Deferred resources related to OPEB		<u>(1,777,123)</u>
Net position of governmental activities	\$	<u>33,605,794</u>

**HARRISON COUNTY, TEXAS**

STATEMENT OF REVENUES, EXPENDITURES  
AND CHANGES IN FUND BALANCES

GOVERNMENTAL FUNDS

FOR THE YEAR ENDED SEPTEMBER 30, 2023

	Special Revenue				Other Governmental	Total Governmental Funds
	General	Road and Bridge	Airport Maintenance	County Grant Fund		
<b>REVENUES</b>						
Ad valorem taxes	\$ 21,342,479	\$ 4,227,101	\$ 55,549	\$ -	\$ 1,693,551	\$ 27,318,680
Miscellaneous taxes	41,203	-	-	-	-	41,203
Licenses and permits	93,985	1,044,956	-	-	1,570	1,140,511
Fines and forfeitures	77,157	638,814	-	-	13,975	729,946
Intergovernmental	404,572	113,207	104,000	5,490,171	61,597	6,173,547
Charges for services	2,610,542	158,980	170,463	-	1,243,434	4,183,419
Investment earnings	782,864	146,239	2,630	14,337	101,658	1,047,728
Miscellaneous	75,751	22	2,861	-	4,426	83,060
Total revenues	<u>25,428,553</u>	<u>6,329,319</u>	<u>335,503</u>	<u>5,504,508</u>	<u>3,120,211</u>	<u>40,718,094</u>
<b>EXPENDITURES</b>						
Current expenditures:						
General administration	5,085,257	2,631,244	211,402	-	695,990	8,623,893
Judicial	1,740,644	-	-	-	444,305	2,184,949
Legal	1,538,237	-	-	14,709	59,901	1,612,847
Elections	286,169	-	-	-	-	286,169
Financial administration	1,879,004	-	-	-	-	1,879,004
Public facilities	958,168	-	-	-	-	958,168
Public transportation	-	2,852,280	31,999	3,946,292	-	6,830,571
Public safety	9,920,228	-	-	31,649	1,342,484	11,294,361
Health and welfare	391,990	-	-	-	-	391,990
Culture and recreation	111,886	-	-	-	-	111,886
Conservation	210,402	-	-	-	-	210,402
Public service	226,535	-	-	-	-	226,535
Capital outlay	902,230	170,925	-	1,439,845	91,840	2,604,840
Debt service:						
Principal	1,213,897	323,175	-	16,687	412,932	1,966,691
Interest and other charges	23,352	27,939	-	819	15,202	67,312
Total expenditures	<u>24,487,999</u>	<u>6,005,563</u>	<u>243,401</u>	<u>5,450,001</u>	<u>3,062,654</u>	<u>39,249,618</u>
<b>EXCESS (DEFICIENCY) OF REVENUES OVER EXPENDITURES</b>	<u>940,554</u>	<u>323,756</u>	<u>92,102</u>	<u>54,507</u>	<u>57,557</u>	<u>1,468,476</u>
<b>OTHER FINANCING SOURCES (USES)</b>						
Insurance recoveries	61,065	-	-	-	-	61,065
Leases issued	489,045	55,962	-	-	46,511	591,518
Subscriptions issued	428,406	-	-	-	45,329	473,735
Sale of capital assets	182	1,427	10,740	-	-	12,349
Transfers in	-	-	-	-	130,000	130,000
Transfers out	(130,000)	-	-	-	-	(130,000)
Total other financing sources (uses)	<u>848,698</u>	<u>57,389</u>	<u>10,740</u>	<u>-</u>	<u>221,840</u>	<u>1,138,667</u>
<b>NET CHANGE IN FUND BALANCES</b>	<u>1,789,252</u>	<u>381,145</u>	<u>102,842</u>	<u>54,507</u>	<u>279,397</u>	<u>2,607,143</u>
<b>FUND BALANCES, BEGINNING</b>	<u>15,454,671</u>	<u>2,173,999</u>	<u>317,424</u>	<u>(72,478)</u>	<u>4,367,069</u>	<u>22,240,685</u>
<b>FUND BALANCES, ENDING</b>	<u>\$ 17,243,923</u>	<u>\$ 2,555,144</u>	<u>\$ 420,266</u>	<u>\$ (17,971)</u>	<u>\$ 4,646,466</u>	<u>\$ 24,847,828</u>

The accompanying notes are an integral part of these financial statements.



**HARRISON COUNTY, TEXAS**

RECONCILIATION OF THE STATEMENT OF REVENUES, EXPENDITURES  
AND CHANGES IN FUND BALANCE - GOVERNMENTAL FUNDS  
TO THE STATEMENT OF ACTIVITIES

FOR THE YEAR ENDED SEPTEMBER 30, 2023

Net change in fund balances - total governmental funds \$ 2,607,143

Amounts reported for governmental activities in the statement of net position  
are different because:

Governmental funds report capital outlays as expenditures. However, in the statement of activities the cost of these assets is allocated over their estimated useful lives and reported as depreciation expense. This is the amount by which depreciation exceeded capital outlay in the current year.

Capital outlay	\$ 2,860,565	
Depreciation expense	<u>(2,980,611)</u>	(120,046)

The repayment of the principal of long-term debt consumes the current financial resources of governmental funds, but has no effect on net position. 1,966,691

The issuance of debt has no effect on the governmental funds. (1,065,253)

Revenues in the statement of activities that do not provide current financial resources and are not reported as revenue in the funds.

Property taxes	(92,577)
Court fines and fees	8,106

Interest expense on long-term debt and contractual obligations is not accrued in the governmental funds. (36,037)

The net effect of various sales and disposals of capital assets is to decrease net position. (31,416)

The change in accrued compensated absences reported in the statement of activities does not require the use of current financial resources and, therefore, are not reported as expenditures in the funds. 357,254

Pension and OPEB expenses are not recognized as an expense in governmental funds since they do not require the use of current financial resources. The net effect of the current year's expenses are to decrease net position. 1,967,592

The Internal Service Fund is used to charge the costs of health insurance to individual funds. The net revenue (expense) of the activity of the Internal Service Fund is reported with governmental activities. (221,083)

Changes in net position of governmental activities \$ 5,340,374

**HARRISON COUNTY, TEXAS**

STATEMENT OF REVENUES, EXPENDITURES  
AND CHANGES IN FUND BALANCES - BUDGET AND ACTUAL

GENERAL FUND

FOR THE YEAR ENDED SEPTEMBER 30, 2023

	General Fund			Variance with Final Budget Positive (Negative)
	Budgeted Amounts		Actual	
	Original	Final		
<b>REVENUES</b>				
Ad valorem taxes	\$ 20,636,003	\$ 20,636,003	\$ 21,342,479	\$ 706,476
Miscellaneous taxes	30,000	30,000	41,203	11,203
Licenses, permits and fees	99,000	99,000	93,985	(5,015)
Intergovernmental	145,200	330,200	404,572	74,372
Fines and forfeitures	11,450	11,450	77,157	65,707
Charges for services	2,370,650	2,370,650	2,610,542	239,892
Investment earnings	352,655	352,655	782,864	430,209
Miscellaneous	71,800	71,800	75,751	3,951
Total revenues	<u>23,716,758</u>	<u>23,901,758</u>	<u>25,428,553</u>	<u>1,526,795</u>
<b>EXPENDITURES</b>				
Current:				
General administration	5,647,493	5,950,600	5,085,257	865,343
Judicial	1,826,143	1,838,246	1,740,644	97,602
Legal	1,830,319	1,832,153	1,538,237	293,916
Elections	379,875	405,129	286,169	118,960
Financial administration	1,936,535	1,936,689	1,879,004	57,685
Public facilities	975,261	997,095	958,168	38,927
Public safety	11,202,652	10,807,774	9,920,228	887,546
Health and welfare	2,029,413	1,912,588	391,990	1,520,598
Culture and recreation	117,500	118,386	111,886	6,500
Conservation	268,478	268,479	210,402	58,077
Public service	258,015	258,015	226,535	31,480
Capital outlay	15,651	489,045	902,230	(413,185)
Debt service:				
Principal	223,533	1,213,897	1,213,897	-
Interest and other charges	-	23,352	23,352	-
Total expenditures	<u>26,710,868</u>	<u>28,051,448</u>	<u>24,487,999</u>	<u>3,563,449</u>
<b>EXCESS (DEFICIENCY) OF REVENUES OVER (UNDER) EXPENDITURES</b>	<u>(2,994,110)</u>	<u>(4,149,690)</u>	<u>940,554</u>	<u>5,090,244</u>
<b>OTHER FINANCING SOURCES (USES)</b>				
Insurance recoveries	10,000	10,000	61,065	51,065
Leases issued	-	489,045	489,045	-
Subscriptions issued	-	428,406	428,406	-
Sale of capital assets	10,000	10,000	182	(9,818)
Transfers out	(130,000)	(130,000)	(130,000)	-
Total other financing sources (uses)	<u>(110,000)</u>	<u>807,451</u>	<u>848,698</u>	<u>41,247</u>
<b>NET CHANGE IN FUND BALANCES</b>	<u>(3,104,110)</u>	<u>(3,342,239)</u>	<u>1,789,252</u>	<u>5,131,491</u>
<b>FUND BALANCES, BEGINNING</b>	<u>15,454,671</u>	<u>15,454,671</u>	<u>15,454,671</u>	<u>-</u>
<b>FUND BALANCES, ENDING</b>	<u>\$ 12,350,561</u>	<u>\$ 12,112,432</u>	<u>\$ 17,243,923</u>	<u>\$ 5,131,491</u>

**HARRISON COUNTY, TEXAS**

STATEMENT OF REVENUES, EXPENDITURES  
AND CHANGES IN FUND BALANCES - BUDGET AND ACTUAL

ROAD AND BRIDGE FUND

FOR THE YEAR ENDED SEPTEMBER 30, 2023

	Road and Bridge Fund			Variance with Final Budget Positive (Negative)
	Budgeted Amounts		Actual	
	Original	Final		
<b>REVENUES</b>				
Ad valorem taxes	\$ 4,120,106	\$ 4,120,106	\$ 4,227,101	\$ 106,995
Licenses, permits and fees	1,007,100	1,007,100	1,044,956	37,856
Fines and forfeitures	723,000	723,000	638,814	(84,186)
Intergovernmental	94,000	94,000	113,207	19,207
Charges for services	120,000	120,000	158,980	38,980
Investment earnings	6,000	6,000	146,239	140,239
Miscellaneous	2,000	2,000	22	(1,978)
Total revenues	<u>6,072,206</u>	<u>6,072,206</u>	<u>6,329,319</u>	<u>257,113</u>
<b>EXPENDITURES</b>				
Current:				
General administration	2,892,769	2,897,769	2,631,244	266,525
Public transportation	3,837,822	3,578,435	2,852,280	726,155
Capital outlay	90,000	114,963	170,925	(55,962)
Debt service:				
Principal	-	323,175	323,175	-
Interest and other charges	-	27,939	27,939	-
Total expenditures	<u>6,820,591</u>	<u>6,942,281</u>	<u>6,005,563</u>	<u>936,718</u>
<b>EXCESS (DEFICIENCY) OF REVENUES OVER (UNDER) EXPENDITURES</b>	<u>(748,385)</u>	<u>(870,075)</u>	<u>323,756</u>	<u>1,193,831</u>
<b>OTHER FINANCING SOURCES (USES)</b>				
Leases issued	-	55,962	55,962	-
Sale of capital assets	10,000	10,000	1,427	(8,573)
Total other financing sources (uses)	<u>10,000</u>	<u>65,962</u>	<u>57,389</u>	<u>(8,573)</u>
<b>NET CHANGE IN FUND BALANCES</b>	(738,385)	(804,113)	381,145	1,185,258
<b>FUND BALANCES, BEGINNING</b>	<u>2,173,999</u>	<u>2,173,999</u>	<u>2,173,999</u>	<u>-</u>
<b>FUND BALANCES, ENDING</b>	<u>\$ 1,435,614</u>	<u>\$ 1,369,886</u>	<u>\$ 2,555,144</u>	<u>\$ 1,185,258</u>

**HARRISON COUNTY, TEXAS**

STATEMENT OF REVENUES, EXPENDITURES  
AND CHANGES IN FUND BALANCES - BUDGET AND ACTUAL

AIRPORT MAINTENANCE FUND

FOR THE YEAR ENDED SEPTEMBER 30, 2023

	Airport Maintenance Fund			Variance with Final Budget Positive (Negative)
	Budgeted Amounts		Actual	
	Original	Final		
<b>REVENUES</b>				
Ad valorem taxes	\$ 54,142	\$ 54,142	\$ 55,549	\$ 1,407
Intergovernmental	114,000	114,000	104,000	(10,000)
Charges for services	168,000	168,000	170,463	2,463
Investment earnings	200	200	2,630	2,430
Miscellaneous	3,900	3,900	2,861	(1,039)
Total revenues	<u>340,242</u>	<u>340,242</u>	<u>335,503</u>	<u>(4,739)</u>
<b>EXPENDITURES</b>				
Current:				
General administration	305,600	305,102	211,402	93,700
Public transportation	<u>31,500</u>	<u>31,999</u>	<u>31,999</u>	<u>-</u>
Total expenditures	<u>337,100</u>	<u>337,101</u>	<u>243,401</u>	<u>93,700</u>
<b>EXCESS (DEFICIENCY) OF REVENUES OVER (UNDER) EXPENDITURES</b>	<u>3,142</u>	<u>3,141</u>	<u>92,102</u>	<u>88,961</u>
<b>OTHER FINANCING SOURCES (USES)</b>				
Sale of capital assets	-	-	10,740	10,740
Total other financing sources (uses)	<u>-</u>	<u>-</u>	<u>10,740</u>	<u>10,740</u>
<b>NET CHANGE IN FUND BALANCES</b>	3,142	3,141	102,842	99,701
<b>FUND BALANCES, BEGINNING</b>	<u>317,424</u>	<u>317,424</u>	<u>317,424</u>	<u>-</u>
<b>FUND BALANCES, ENDING</b>	<u>\$ 320,566</u>	<u>\$ 320,565</u>	<u>\$ 420,266</u>	<u>\$ 99,701</u>

The accompanying notes are an integral part of these financial statements.

**HARRISON COUNTY, TEXAS**

STATEMENT OF REVENUES, EXPENDITURES  
AND CHANGES IN FUND BALANCES - BUDGET AND ACTUAL

COUNTY GRANT FUND

FOR THE YEAR ENDED SEPTEMBER 30, 2023

	County Grant Fund			Variance with Final Budget Positive (Negative)
	Budgeted Amounts		Actual	
	Original	Final		
<b>REVENUES</b>				
Intergovernmental	\$ 6,501,189	\$ 6,634,706	\$ 5,490,171	\$ (1,144,535)
Investment earnings	150,000	150,000	14,337	(135,663)
Total revenues	<u>6,651,189</u>	<u>6,784,706</u>	<u>5,504,508</u>	<u>(1,280,198)</u>
<b>EXPENDITURES</b>				
Current:				
General administration	2,892,445	2,892,445	-	2,892,445
Legal	28,619	28,619	14,709	13,910
Public transportation	3,500,000	4,019,658	3,946,292	73,366
Public safety	4,500	32,625	31,649	976
Capital outlay	2,349,651	1,935,385	1,439,845	495,540
Debt service:				
Principal	-	16,687	16,687	-
Interest and other charges	-	819	819	-
Total expenditures	<u>8,775,215</u>	<u>8,926,238</u>	<u>5,450,001</u>	<u>3,476,237</u>
<b>NET CHANGE IN FUND BALANCE:</b>	(2,124,026)	(2,141,532)	54,507	2,196,039
<b>FUND BALANCES, BEGINNING</b>	<u>(72,478)</u>	<u>(72,478)</u>	<u>(72,478)</u>	<u>-</u>
<b>FUND BALANCES, ENDING</b>	<u>\$ (2,196,504)</u>	<u>\$ (2,214,010)</u>	<u>\$ (17,971)</u>	<u>\$ 2,196,039</u>

**HARRISON COUNTY, TEXAS**

STATEMENT OF NET POSITION

PROPRIETARY FUND

SEPTEMBER 30, 2023

	<u>Governmental Activities Internal Service Fund</u>
<b>ASSETS</b>	
Current assets:	
Accounts receivable	\$ 41,797
Total assets	<u>41,797</u>
<b>LIABILITIES</b>	
Current liabilities:	
Accounts payable	299,880
Due to other funds	<u>27,610</u>
Total liabilities	<u>327,490</u>
<b>NET POSITION</b>	
Unrestricted	<u>(285,693)</u>
Total net position	<u>\$ (285,693)</u>

**HARRISON COUNTY, TEXAS**

STATEMENT OF REVENUES, EXPENSES  
AND CHANGES IN NET POSITION

PROPRIETARY FUND

FOR THE YEAR ENDED SEPTEMBER 30, 2023

	<u>Governmental Activities Internal Service Fund</u>
<b>OPERATING REVENUES</b>	
Charges for services	\$ 3,227,028
Total operating revenues	<u>3,227,028</u>
<b>OPERATING EXPENSES</b>	
Benefit payments	<u>3,450,296</u>
Total operating expenses	<u>3,450,296</u>
<b>OPERATING GAIN (LOSS)</b>	<u>(223,268)</u>
<b>NONOPERATING REVENUES (EXPENSES)</b>	
Interest income	<u>2,185</u>
Total nonoperating revenues (expenses)	<u>2,185</u>
<b>CHANGE IN NET POSITION</b>	(221,083)
<b>TOTAL NET POSITION, BEGINNING</b>	<u>(64,610)</u>
<b>TOTAL NET POSITION, ENDING</b>	<u>\$ (285,693)</u>

**HARRISON COUNTY, TEXAS**

STATEMENT OF CASH FLOWS

PROPRIETARY FUND

FOR THE YEAR ENDED SEPTEMBER 30, 2023

	<u>Governmental Activities</u> <u>Internal Service Fund</u>
<b>CASH FLOWS FROM OPERATING ACTIVITIES</b>	
Receipts from premiums and contributions	\$ 3,256,161
Payments for claims	<u>(3,438,431)</u>
Net cash provided (used) by operating activities	<u>(182,270)</u>
<b>CASH FLOWS FROM INVESTING ACTIVITIES</b>	
Interest income	<u>2,185</u>
Net cash provided (used) by investing activities	<u>2,185</u>
<b>NET INCREASE (DECREASE) IN CASH</b>	(180,085)
<b>CASH AND CASH EQUIVALENTS, BEGINNING</b>	<u>180,085</u>
<b>CASH AND CASH EQUIVALENTS, ENDING</b>	<u>-</u>
<b>RECONCILIATION OF OPERATING INCOME (LOSS) TO NET CASH PROVIDED (USED) BY OPERATING ACTIVITIES</b>	
Operating income (loss)	(223,268)
Adjustments to reconcile operating income (loss) to net cash provided (used) by operating activities:	
(Increase) decrease in receivables	1,523
Increase (decrease) in payables	<u>11,865</u>
Total adjustments	<u>40,998</u>
Net cash provided (used) by operating activities	<u>\$ (182,270)</u>



**HARRISON COUNTY, TEXAS**

STATEMENT OF FIDUCIARY NET POSITION

FIDUCIARY FUNDS

SEPTEMBER 30, 2023

	<u>Custodial Funds</u>
<b>ASSETS</b>	
Current assets:	
Cash and cash equivalents	\$ 11,819,377
Investments	<u>1,085,414</u>
Total assets	<u>12,904,791</u>
<b>LIABILITIES</b>	
Current liabilities:	
Accounts payable	240,770
Due to other governments	1,216,925
Due to other funds	456,097
Court ordered funds	<u>16,464</u>
Total liabilities	<u>1,930,256</u>
<b>NET POSITION</b>	
Restricted for individuals, organizations and other governments	10,974,535
Unassigned	<u>-</u>
Total fiduciary net position	<u>\$ 10,974,535</u>

**HARRISON COUNTY, TEXAS**

STATEMENT OF CHANGES IN FIDUCIARY NET POSITION

FIDUCIARY FUNDS

FOR THE YEAR ENDED SEPTEMBER 30, 2023

	<u>Custodial Funds</u>
<b>ADDITIONS</b>	
Taxes/fees collected on behalf of other governments	\$ 50,607,306
Fines collected on behalf of other governments	4,070,492
Contribution from other contracting entities	2,134,244
Bonds held	199,098
Civil registry received	<u>3,089,601</u>
Total additions	<u>60,100,741</u>
<b>DEDUCTIONS</b>	
Taxes/fees collected on behalf of state comptroller	50,770,315
Disbursements of fines/fees	4,080,407
Disbursements on behalf of contracting entities	2,024,512
Bonds disbursed	126,594
Civil registry disbursed	<u>1,204,481</u>
Total deductions	<u>58,206,309</u>
<b>NET INCREASE (DECREASE) IN FIDUCIARY NET POSITION</b>	1,894,432
<b>FIDUCIARY NET POSITION, BEGINNING</b>	<u>9,080,103</u>
<b>FIDUCIARY NET POSITION, ENDING</b>	<u>\$ 10,974,535</u>

# HARRISON COUNTY, TEXAS

## NOTES TO FINANCIAL STATEMENTS

SEPTEMBER 30, 2023

### 1. SUMMARY OF SIGNIFICANT ACCOUNTING POLICIES

Harrison County, Texas, was organized in 1842. The County operates under a County Judge-Commissioners' Court type of government. The County provides the following services throughout the County: public safety, public transportation (highways and roads), health and welfare, culture and recreation, conservation (agriculture), public facilities, judicial and legal, elections, and general and financial administrative services.

The financial statements of Harrison County, Texas, have been prepared in conformity with generally accepted accounting principles (GAAP) as applied to government units. The Governmental Accounting Standards Board (GASB) is the accepted standard-setting body for establishing governmental accounting and financial reporting principles. The County's most significant accounting policies are described below.

#### A. Reporting Entity

In evaluating how to define the County for financial reporting purposes, management has considered all potential component units for which the County may be financially accountable and, as such, should be included within the County's financial statements. The County is financially accountable if it appoints a voting majority of the organization's governing board and (1) it is able to impose its will on the organization, or (2) there is a potential for the organization to provide specific financial burden on the County. Additionally, the County is required to consider other organizations for which the nature and significance of their relationship with the County are such that exclusion would cause the County's financial statements to be misleading or incomplete.

#### **Discretely Presented Component Unit**

The Harrison County Industrial Development Authority, Inc. (the "Authority") is a Texas nonprofit corporation and an industrial development corporation under the Development Corporation Act of 1979. It is managed by a nine-member board appointed by the Commissioners' Court of Harrison County, Texas. The state legislation under which the Authority was established authorizes the Commissioners' Court to remove the board members of the Authority for cause or at will. The Authority's board and the Commissioners' Court are not substantively the same, and the Authority does not provide services entirely, or almost entirely, to the County.

The Authority's fiscal year is the calendar year. The amounts reported under the component unit column of the government-wide financial statements are as of and for the year ended December 31, 2023. Since the Authority's fiscal year ends within the first quarter of the County's subsequent fiscal year, this financial statement presentation is in accordance with GASB Statement No. 14.

#### B. Government-wide and Fund Financial Statements

The government-wide financial statements (i.e., the statement of net position and the statement of activities) report information on all nonfiduciary activities of the County. All fiduciary activities are reported only in the fund financial statements. Governmental activities are normally supported by taxes, intergovernmental revenues, and other nonexchange transactions. The primary government, which consists entirely of the governmental activities, is reported separately from the discretely presented component unit for which the primary government is financially accountable.

The statement of activities demonstrates the degree to which the direct expenses of a given function or segment are offset by program revenue. *Direct expenses* are those that are clearly identifiable with a specific function or segment. *Program revenue* includes 1) charges to customers, citizens, or applicants who purchase, use, or directly benefit from goods, services, or privileges provided by a given function, and 2) grants and contributions that are restricted to meeting the operational or capital requirements of a particular function. Taxes and other items not properly included among program revenues are reported instead as general revenues.

Separate financial statements are provided for governmental funds, proprietary funds, and fiduciary funds, even though the latter are excluded from the government-wide financial statements. Major individual governmental funds are reported as separate columns in the fund financial statements.

As a general rule, the effect of interfund activity has been eliminated from the government-wide financial statements.

**C. Measurement Focus, Basis of Accounting and Financial Statement Presentation**

The government-wide financial statements are reported using the *economic resources measurement focus* and the *accrual basis of accounting*. They include all funds of the County except for funds of a fiduciary nature. Revenues are recorded when earned and expenses are recorded when a liability is incurred, regardless of the timing of related cash flows. Property taxes are recognized as revenues in the year for which they are levied. Grants and similar items are recognized as revenue as soon as all eligibility requirements imposed by the provider have been met.

Governmental fund financial statements are reported using the *current financial resources measurement focus* and the *modified accrual basis of accounting*. Revenues are recognized as soon as they are both measurable and available. Revenues are considered to be *available* when they are collectible within the current period or soon enough thereafter to pay liabilities of the current period. For this purpose, the County considers revenue to be available if collected within 60 days of the end of the current fiscal period.

Expenditures generally are recorded when a liability is incurred, as under accrual accounting. However, debt service expenditures, as well as expenditures related to compensated absences and claims and judgments, are recorded only when payment is due. General capital asset acquisitions are reported as expenditures in governmental funds. Issuance of long-term debt and acquisitions under capital leases are reported as other financing sources.

Property taxes, miscellaneous taxes, and certain fees of office associated with the current fiscal period are all considered to be susceptible to accrual and so have been recognized as revenues of the current fiscal year. Expenditure-driven grants are recognized as revenue when the qualifying expenditures have been incurred and all other eligibility requirements have been met, and the amount is received during the period or within the availability period for this revenue source (within 60 days of year-end).

Major funds represent the County's most important funds and are determined based on percentages of assets, liabilities, deferred outflows/inflows of resources, revenues, and expenditures/expenses. Governments may also choose to report other funds as major funds if the fund is particularly important to financial statement users. The nonmajor funds are combined in a column in the fund financial statements and detailed in the combining section. The County reports the following major governmental funds:

The **General Fund** is the County's primary operating fund. It accounts for all financial resources of the general government, except those accounted for in another fund.

The **Road and Bridge Fund** is a Special Revenue Fund used to account for monies restricted or intended for use in the Road and Bridge Department of the County. Primary sources of revenues include property tax revenue, automobile registration fees, County and District Court Clerk fees, and state allotments of road funds. Revenues are used for public transportation, maintenance and construction purposes.

The **Airport Maintenance Fund** is a Special Revenue Fund used to account for activities related to maintaining Harrison County Airport.

The **County Grant Fund** is a Special Revenue Fund used to account for activities related to federal, state and local grants received by the County.

Additionally, the County reports the following governmental fund types:

The **Special Revenue Funds** are used to account for the proceeds of specific revenue sources that are legally restricted to expenditures for specified purposes.

The **Debt Service Funds** are used to account for the accumulation of funds for the periodic payment of principal and interest on governmental contractual obligations.

The **Capital Projects Funds** are used to account for financial resources to be used for the acquisition or construction of major capital facilities.

Proprietary fund financial statements are reported using the economic resources measurement focus and accrual basis of accounting. The applicable generally accepted accounting principles are similar to those applied by businesses in the private sector. An Internal Service Fund is a type of proprietary fund used to account for the financing of goods or services provided by an activity to other departments or funds of the County on a cost-reimbursement basis. The County uses an Internal Service Fund to account for payments made by the County and by its employees for health insurance premiums and for the payment of health insurance claims of County employees.

The Internal Service Fund distinguishes operating revenues and expenses from nonoperating items. Operating revenues and expenses result from providing services in connection with the operation of the self-insured health care benefit program.

Fiduciary funds are held for the benefit of a third party or in an agency capacity and cannot be used to address activities or obligations of the government. These funds are not incorporated into the government-wide statements. Within the fiduciary funds, the County only reports the custodial fund category. Custodial funds utilize the economic resources measurement focus and the accrual basis of accounting.

**D. Assets, Liabilities, Deferred Outflows/Inflows of Resources and Net Position or Fund Balance**

**Deposits and Investments**

The County's cash and cash equivalents include cash on hand, demand deposit accounts, and cash management accounts related to demand deposit accounts. The County's investment policy authorizes the County Treasurer to invest County funds with any or all institutions or groups consistent with federal or state law, Chapter 2256 Texas Government Code, and the current Depository Bank Contract. During the year ended September 30, 2023, the County's investments were with its depository bank, Texas Term and Texas Class. Texas Term and Texas Class are a "public funds investment pools," as defined by the Public Funds Investment Act Section 2256.016-2256.019, and the portfolio normally consists of U. S. treasury bills, treasury notes, other government and non-governmental obligations, collateralized certificates of deposit, and repurchase agreements. Investments for the County are reported at fair value, except for the position in investment pools.

The Harrison County Industrial Development Authority, a discretely presented component unit, is not subject to the Public Funds Investment Act, but is instead governed by the Uniform Prudent Investor Act found in Chapter 117 of the Texas Property Code.

The Authority's investment policy allows for investments in common and preferred stock of U.S. Corporations traded on nationally recognized exchanges, stock and stock index mutual funds, U.S. Treasury and federal agency securities, U.S. corporate debt instruments (bonds, notes, convertible securities, and mutual funds), various international investments limited to 10% of total invested funds, commercial paper issued by corporations with an average credit quality rating of BBB or higher, certificates of deposit insured by the FDIC, interest-bearing savings and checking accounts, and money market funds.

**Receivables and Payables**

Activity between funds that are representative of lending/borrowing arrangements outstanding at the end of the fiscal year are reported as "due to/from other funds."

All property taxes receivable are shown net of an allowance for uncollectible accounts. The allowance is equal to 0.3% of the tax levy for the most recent 5 tax years and 90% of the outstanding balance per year for the prior 5 years, and all amounts over 10 years are estimated to be uncollectible. The County's property taxes are levied on October 1, and become due on January 31 of the following year. Taxes become past due February 1, and become delinquent July 1. The County's taxes attach as an enforceable lien on real property on January 1 of the year levied.

## Prepaid Expenditures

Certain payments to vendors reflect costs applicable to future accounting periods and are recorded as prepaid items in both the government-wide and fund financial statements. The cost of prepaid items is recorded as expenditures/expenses when consumed rather than when purchased.

## Capital Assets

Capital assets, which include buildings, property, plant, equipment, and infrastructure assets (roads and bridges), are reported in the governmental activities of the government-wide financial statements. The County defines capital assets as assets with an initial, individual cost of more than \$5,000 and a useful life in excess of one year. Such assets are recorded at historical cost where records are available or at an estimated fair market value at date of acquisition where no historical records exist. Donated capital assets are recorded at acquisition cost, which is the price that would be paid to acquire an asset with equivalent service potential at the acquisition date.

The County maintains many items and buildings of historical significance. The County does not capitalize historical treasures or works of art. The County has made this election because 1) the collection is held for reasons other than financial gain; 2) the collection is protected, kept unencumbered, cared for, and preserved; and 3) proceeds from the sale of collection items are used to acquire other items for collections.

Property, plant, and equipment of the County is depreciated using the straight-line method over their estimated useful lives:

Assets	Years
Buildings	20-50
Public domain infrastructure	5-50
Autos, machinery and equipment	5-10
Leased right to use - intangible	3-5
Subscription right to use - intangible	2-9

## Deferred Outflows/Inflows of Resources

In addition to assets, the statement of net position and/or balance sheet will sometimes report a separate section for deferred outflows of resources. This separate financial statement element, *deferred outflows of resources*, represents a consumption of net assets that applies to a future period(s) and so will not be recognized as an outflow of resources (expense/expenditure) until then. The County has the following items that qualify for reporting in this category:

- Pension and OPEB contributions after measurement date – These contributions are deferred and recognized in the following fiscal year.
- Changes in actuarial assumptions – The changes are deferred and recognized over the estimated average remaining lives of all members determined as of the measurement date.

In addition to liabilities, the statement of net position and/or balance sheet will sometimes report a separate section for deferred inflows of resources. This separate financial statement element, *deferred inflows of resources*, represents an acquisition of net assets that applies to a future period(s) and so will not be recognized as an inflow of resources (revenue) until that time. The County has the following items that qualify for reporting in this category:

- Unavailable revenue is reported only in the governmental funds balance sheet. These amounts are deferred and recognized as an inflow of resources in the period that the amounts become available.
- The County recognizes deferred inflows related to leases for its lessor transactions. These amounts offset the receivable related to the lease and will be recognized systematically in future years over the life of the lease.
- Difference in projected and actual earnings on pension and OPEB assets – The difference is deferred and amortized over a closed five-year period.

- Difference in expected and actual pension and OPEB experience – This difference is deferred and recognized over the estimated average remaining lives of all members determined as of the measurement date.

## **Leases**

The County has entered into various lease agreements as either lessee and lessor. Key estimates and judgments related to leases include how the County determines (1) the discount rate it uses to discount the expected lease payments to present value, (2) lease term, and (3) lease payments.

- The County uses the interest rate charged by the lessor as the discount rate, if available. When the interest rate charged by the lessor is not provided, the County generally uses its estimated incremental borrowing rate as the discount rate for leases.
- The lease term includes the noncancellable period of the lease. Lease payments included in the measurement of the lease liability are composed of fixed payments and purchase option price that the County is reasonably certain to exercise.

The County monitors changes in circumstances that would require a remeasurement of its lease and will remeasure the lease asset and liability if certain changes occur that are expected to significantly affect the amount of the lease liability or lease asset.

**Lessee.** The County is a lessee for noncancellable leases of vehicles and equipment. The County recognizes a lease liability and an intangible right-to-use lease asset (lease asset) in the government-wide financial statements. At the commencement of a lease, the County initially measures the lease liability at the present value of payments expected to be made during the lease term. Subsequently, the lease liability is reduced by the principal portion of lease payments made. The lease asset is initially measured as the initial amount of the lease liability, adjusted for lease payments made at or before the lease commencement date, plus certain initial direct costs. Subsequently, the lease asset is amortized on a straight-line basis over its useful life. Lease assets are reported with other capital assets and lease liabilities are reported with long-term debt on the statement of net position.

**Lessor.** The County is a lessor for airport hangars at the County-owned airport. In both the government-wide financial statements and the governmental fund financial statements, the County initially measures the lease receivable and a deferred inflow of resources for the present value of payments expected to be made during the lease term. Subsequently, the lease receivable is reduced by the principal portion of lease payments made. The deferred inflow of resources is recognized as revenue on a systematic basis over the life of the lease.

## **Subscription-Based Information Technology Arrangements**

The County is a lessee for subscription-based IT arrangements (SBITAs). The County recognizes liability and an intangible right-to-use asset in the government-wide financial statements.

At the commencement of a SBITA, the County initially measures the liability at the present value of payments expected to be made during the agreement term. Subsequently, the liability is reduced by the principal portion of payments made. The asset is initially measured as the initial amount of the liability, adjusted for payments made at or before the commencement date, plus certain initial direct costs. Subsequently, the asset is amortized on a straight-line basis over its useful life.

Key estimates and judgments related to SBITAs include how the County determines (1) the discount rate it uses to discount the expected payments to present value, (2) agreement term, and (3) agreed upon payments.

- The County uses the interest rate charged by the lessor as the discount rate. When the interest rate charged by the lessor is not provided, the County generally uses its estimated incremental borrowing rate as the discount rate.
- The agreement term includes the noncancellable period of the SBITA.

- The agreed upon payments included in the measurement of the liability are composed of fixed payments and purchase option price that the County is reasonably certain to exercise.

The County monitors changes in circumstances that would require a remeasurement of its SBITA and will remeasure the asset and liability if certain changes occur that are expected to significantly affect the amount of the liability. These right to use assets are reported with other capital assets and liabilities are reported with long- term debt on the statement of net position.

### **Compensated Absences**

A liability for compensated absences is accrued by the County for all fulltime employees for unused vacation time, compensatory time off, and unused holidays. The County reports 25% of the total estimated liability for compensated absences as a current liability due in one year.

Compensated vacations are granted to all full-time permanent employees of the County. This benefit can range from two to four weeks, depending upon length of continuous service. Unused vacation time can be accrued up to 160 hours, based on length of employment. Accrued time in excess of maximum is lost without payment. Accumulated vacation time is paid upon termination.

Compensatory time off is allowed for non-exempt employees who work in excess of 40 hours per week in the Road and Bridge Department. Compensatory time off can be accrued up to 240 hours for clerical employees. Time earned in excess of maximum accruals is paid as earned. Accumulated compensatory time off is paid upon termination.

Compensatory holiday time off is allowed in certain departments that have regular full-time and part-time employees. All regular, part-time employees shall be paid for holidays according to the number of hours each is scheduled to work on the holiday not to exceed 8 hours. Regular, full-time employees (non-exempt employees) shall receive 8 hours of pay for each official holiday.

In the event the essential personnel (Juvenile Detention Supervisor Officers, Patrol Deputies, Dispatch personnel, and Jailers) work the approved holiday or is not scheduled to work on an approved holiday he/she would receive an additional 8 hours of holiday pay at the employee's normal rate of pay. The maximum amount of holiday time that an employee shall be allowed to carry over from one calendar year into the next is 80 hours. Accumulated holiday compensatory time off is only paid out upon termination.

The County provides 80 hours of paid sick leave to all employees each year. Unused sick leave can be accumulated up to 360 hours. Accrued sick leave in excess of maximum is lost without payment. Employees are not entitled to payment for unused sick leave upon termination. The County does not accrue a liability for unpaid sick leave.

### **Unearned Revenue**

Unearned revenue represents amounts received from grantors or customers for which the eligibility or performance obligations have not yet been met as of yearend.

### **Long-term Obligations**

In the government-wide financial statements, long-term debt and other long-term obligations are reported as liabilities in the statement of net position. In the fund financial statements, governmental fund types report the face amount of debt issued as other financing sources and debt payments as expenditures – debt service.



## **Pensions**

For purposes of measuring the net pension asset, deferred outflows of resources and deferred inflows of resources related to pensions, and pension expenses, information about the Fiduciary Net Position of the Texas County and District Retirement System (TCDRS) and additions to/deductions from TCERS's Fiduciary Net Position have been determined on the same basis as they are reported by TCERS. For this purpose, plan contributions are recognized in the period that compensation is reported for the employee, which is when contributions are legally due. Benefit payments and refunds are recognized when due and payable in accordance with the benefit terms. Investments are reported at fair value.

## **Other Post-Employment Benefits (OPEB)**

The County provides eligible employees with certain postemployment health and life insurance benefits that meet the criteria of a defined benefit OPEB plan under Governmental Accounting Standards Board (GASB) Statement No. 75, *Accounting and Financial Reporting for Postemployment Benefits Other Than Pensions*. The County has placed assets in trust to pay the obligations of the plan with the Public Agencies Retirement Services (PARS). Because plan assets are pooled by PARS with those of other plans for investment, the County's plan meets the criteria of an agent multiple-employer plan under GASB Statement No. 75.

The County has not established a formal funding policy. Therefore, for purposes of measuring the net OPEB liability, OPEB related deferred outflows and inflows of resources, and OPEB expense, benefit payments and refunds are recognized when due and payable in accordance with the benefit terms. Contributions are not required but are measured as payments by the County for benefits due and payable that are not reimbursed by plan assets. Information regarding the County's net OPEB liability is obtained from a report prepared by a consulting actuary.

## **Net Position Flow Assumptions**

Sometimes the County will fund outlays for a particular purpose from both restricted (e.g., restricted bond or grant proceeds) and unrestricted resources. In order to calculate the amounts to report as restricted – net position and unrestricted – net position in the government-wide and proprietary fund financial statements, a flow assumption must be made about the order in which the resources are considered to be applied. It is the County's policy to consider restricted – net position to have been depleted before unrestricted – net position is applied.

## **Fund Balance Flow Assumptions**

Sometimes the County will fund outlays for a particular purpose from both restricted and unrestricted resources (the total of committed, assigned, and unassigned fund balance). In order to calculate the amounts to report as restricted, committed, assigned, and unassigned fund balance in the governmental fund financial statements a flow assumption must be made about the order in which the resources are considered to be applied. It is the County's policy to consider restricted fund balance to have been depleted before using any of the components of unrestricted fund balance. Further, when the components of unrestricted fund balance can be used for the same purpose, committed fund balance is depleted first, followed by assigned fund balance. Unassigned fund balance is applied last.

## **Fund Balance Classification**

Fund balance of governmental funds is reported in various categories based on the nature of any limitations requiring the use of resources for specific purposes. The County itself can establish limitations on the use of resources through either a commitment (committed fund balance) or an assignment (assigned fund balance).

The committed fund balance classification includes amounts that can be used only for the specific purposes determined by a formal action of the County's highest level of decision-making authority. The Commissioners' Court is the highest level of decision-making authority for the County that can, by adoption of an ordinance prior to the end of the fiscal year, commit fund balance. Once adopted, the limitation imposed by the ordinance remains in place until a similar action is taken (the adoption of another ordinance) to remove or revise the limitation.

Amounts in the assigned fund balance classification are intended to be used by the County for specific purposes but do not meet the criteria to be classified as committed. Commissioners' Court has authorized the County Auditor to assign fund balance. The Court may also assign fund balance as it does when appropriating fund balance to cover a gap between estimated revenue and appropriations in the subsequent year's appropriated budget. Unlike commitments, assignments generally only exist temporarily. In other words, an additional action does not normally have to be taken for the removal of an assignment. Conversely, as discussed above, an additional action is essential to either remove or revise a commitment.

### **Use of Estimates**

The preparation of financial statements in conformity with generally accepted accounting principles requires management to make estimates and assumptions that may affect the amounts reported in the financial statements and the related notes. Accordingly, actual results could differ from these estimates.

### **Change in Accounting Principle**

GASB Statement No. 96, *Subscription-Based Information Technology Arrangements (SBITAs)*, was adopted effective October 1, 2022. The statement addresses accounting and financial reporting for SBITA contracts. Statement No. 96 establishes standards for recognizing and measuring assets, liabilities, deferred outflows of resources, deferred inflows of resources, and revenues and expenses related to SBITA in the basic financial statements, in addition to requiring more extensive note disclosures. The adoption of this standard did not result in a restatement of beginning fund balance or net position, but assets and liabilities were recognized, and more extensive note disclosures were required.

## **2. STEWARDSHIP, COMPLIANCE, AND ACCOUNTABILITY**

### **Budgetary Information**

Annual budgets are adopted on a basis consistent with generally accepted accounting principles for the General, Road and Bridge, and County Grant funds. All annual appropriations lapse at fiscal year-end.

The County Judge is the budget officer for the County. The County Judge, Commissioners' Court, County Auditor, and County department heads meet in budget workshops and prepare a tentative budget to cover all proposed expenditures of the County government for the succeeding fiscal year. The budget is prepared by fund, function, and activity, and includes information on the past year, current year estimates and requested appropriations for the next fiscal year. The Commissioners' Court shall hold a public hearing on the proposed budget. At the conclusion of the public hearing, the Commissioners' Court shall take action on the proposed budget. After final approval of the budget, the Commissioners' Court may spend County funds only in strict compliance with the budget, except in an emergency. The Commissioners' Court may authorize an emergency expenditure as an amendment to the original budget only in a case of grave public necessity to meet an unusual and unforeseen condition that could not have been included in the original budget through the use of reasonably diligent thought and attention. If the Court amends the original budget to meet an emergency, the Court shall file a copy of its order amending the budget with the County Clerk, and the Clerk shall attach the copy to the original budget. Management may not amend the budget without approval from the Commissioners' Court.

Expenditures may not legally exceed budgeted appropriations at the activity level. The budget is amended only by approval of the Commissioners' Court. Proposed amendments are presented to the Commissioners' Court in a public meeting and each amendment must have Commissioners' Court approval. As required by law, such amendments made before the fact are reflected in the official minutes of the Commissioners' Court meetings and are not made after fiscal year-end. During the year, the budget was amended as necessary. Significant budget amendments passed during the year ended September 30, 2023, are discussed in the Management's Discussion and Analysis (MD&A) starting on page 4 of this report.

**Deficit Fund Balance/Net Position**

As of September 30, 2023, the Internal Service Fund reported a deficit net position of \$285,693. This resulted from accruals related to claims payable that occurred after budgeted transfers from other funds had been set. The deficit will be funded in future years by increased charges to other funds.

Additionally, the County Grant Fund, a major special revenue fund, reported a deficit ending fund balance of \$17,971. This deficit resulted from incurring grant expenditures before the related reimbursement is recognized and will be funded by future intergovernmental revenues.

**3. DETAILED NOTES ON ALL FUNDS**

**Deposits and Investments**

As of September 30, 2023, the County had the following investments, which are classified as cash equivalents:

<u>Investment Type</u>	<u>Total Net Asset Value</u>	<u>Weighted Average Maturity (Days)</u>
Primary government: Texas Class	<u>1,109,956</u>	72
Total Net asset Value	\$ <u><u>1,109,956</u></u>	

The Public Funds Investment Act (Government Code Chapter 2256) contains specific provisions in the areas of investment practices, management reports and establishment of appropriate policies. Among other things, it requires the County to adopt, implement, and publicize an investment policy. That policy must address the following areas: (1) safety of principal and liquidity, (2) portfolio diversification, (3) allowable investments, (4) acceptable risk levels, (5) expected rates of return, (6) maximum allowable stated maturity of portfolio investments, (7) maximum average dollar-weighted maturity allowed based on the stated maturity date for the portfolio, (8) investment staff quality and capabilities, and (9) bid solicitation preferences for certificates of deposit. Statutes authorize the County to invest in (1) obligations of the U. S. Treasury, certain U. S. agencies, and the State of Texas; (2) certificates of deposit, (3) certain municipal securities, (4) money market savings accounts, (5) repurchase agreements, (6) bankers acceptances, (7) Mutual Funds, (8) investment pools, (9) guaranteed investment contracts, and (10) common trust test procedures related to investment practices as provided by the Act. The County is in substantial compliance with the requirements of the Act and with local policies.

Texas Class has a redemption notice period of one day and may redeem daily. The investment pools' authority may only impose restrictions on redemptions in the event of a general suspension of trading on major securities markets, general banking moratorium or national state of emergency that affects the pool's liquidity.

*Custodial Credit Risk.* In the case of deposits, this is the risk that in the event of a bank failure, the County's deposits may not be returned to it. State statutes require that all deposits in financial institutions be fully collateralized by U.S. Government Obligations or its agencies and instrumentalities or direct obligations of Texas or its agencies and instrumentalities that have a fair value of not less than the principal amount of deposits. As of September 30, 2023, the County's deposit balance was fully collateralized with securities held by the pledging financial institution in the County's name or by FDIC insurance.

*Interest Rate Risk.* This is the risk that changes in interest rates will adversely affect the fair value of an investment. In accordance with its investment policy, the County manages its exposure to interest rate risk by limiting the maturity of any individual investment owned by the County to three years.

*Credit Risk.* It is the County's policy, as defined in the Texas Public Funds Investment Act, to limit its investments to investment types with an investment quality rating not less than A or its equivalent by a nationally recognized statistical rating organization. The County's investments were rated as follows:

<u>Investment Type</u>	<u>Rating</u>	<u>Rating Agency</u>
Texas Class	AAAm	Standard & Poor's

Distinguished from the investments of the primary government discussed above, the Harrison County Industrial Development Authority, a discretely presented component unit, held \$2,521,763 of primarily U.S. corporate stock at the end of the current fiscal year.

The Authority categorizes its fair value measurements within the fair value hierarchy established by generally accepted accounting principles. The hierarchy is based on the valuation inputs used to measure the fair value of the asset. Level 1 inputs are quoted prices in active markets for identical assets; Level 2 inputs are significant other observable inputs; and Level 3 inputs are significant unobservable inputs. As of December 31, 2023, the Authority held the following fair value measurements:

- Equity securities of \$2,498,225 are valued using quoted prices in an active market for identical assets (Level 1 inputs).
- Equity securities of \$23,538 are valued using quoted prices in an active market for identical assets (Level 2 inputs).

Pursuant to its investment policy, the authority diversified its investment in equity securities so that no more than 5% of invested assets were invested in any single issuer. The average effective duration of the bond mutual funds was 3.66 years, which is less than the 5 year maximum required by the investment policy. The investment policy also requires all fixed income mutual funds to have an average credit quality rating of at least BBB. At the end of the current year, the bond mutual funds in which the Authority had invested were rated BBB or better.

### **Receivables**

Receivables at September 30, 2023, for the County's individual major funds and aggregate nonmajor funds, including the applicable allowance for uncollectibles, were as follows:

	<u>General</u>	<u>Road and Bridge</u>	<u>Airport Maintenance</u>	<u>Internal Service</u>	<u>Total</u>
Receivables:					
Property taxes	\$ 2,613,067	\$ -	\$ -	\$ -	\$ 2,613,067
Accounts receivable	2,260,169	50,531	5,819	41,797	2,358,316
Leases	<u>-</u>	<u>-</u>	<u>1,010,140</u>	<u>-</u>	<u>1,010,140</u>
Total receivables	<u>4,873,236</u>	<u>50,531</u>	<u>1,015,959</u>	<u>41,797</u>	<u>5,981,523</u>
Less: allowance for uncollectibles	<u>2,772,992</u>	<u>-</u>	<u>-</u>	<u>-</u>	<u>2,772,992</u>
Net total receivables	<u>\$ 2,100,244</u>	<u>\$ 50,531</u>	<u>\$ 1,015,959</u>	<u>\$ 41,797</u>	<u>\$ 3,208,531</u>

**Leases Receivable.** The County has entered into multiple lease agreements as lessor for hangar space at the County-owned airport. During fiscal year 2023, there were 21 active agreements with annual payments ranging from \$10 to \$8,250. The agreements cover terms ending from 2024 to 2058 with imputed interest rates ranging from 0.3% to 4.2%. For the year ended September 30, 2023, the County recognized lease revenue of \$30,079.

## **Capital Assets**

Capital asset activity for governmental activities for the year ended September 30, 2023, was as follows:

### **Primary Government**

	Beginning Balance	Increases	Decreases/ Adjustments	Ending Balance
<b>Governmental activities:</b>				
Capital assets, not being depreciated:				
Land	\$ 1,024,347	\$ 23,480	\$ -	\$ 1,047,827
Construction in progress	<u>2,150,743</u>	<u>1,021,496</u>	<u>(3,172,239)</u>	<u>-</u>
Total assets not being depreciated	<u>3,175,090</u>	<u>1,044,976</u>	<u>(3,172,239)</u>	<u>1,047,827</u>
Capital assets, being depreciated:				
Buildings and improvements	25,239,350	-	3,135,168	28,374,518
Autos and trucks	2,944,164	468,916	(14,655)	3,398,425
Heavy equipment	6,377,323	-	(9,551)	6,367,772
Equipment, furniture and fixtures	1,243,794	238,816	(38,073)	1,444,537
Infrastructure	11,522,016	-	-	11,522,016
Right to use - vehicles	1,871,069	599,936	(39,006)	2,431,999
Right to use - subscriptions	<u>3,341,478</u>	<u>488,631</u>	<u>(16,472)</u>	<u>3,813,637</u>
Total capital assets being depreciated	<u>52,539,194</u>	<u>1,796,299</u>	<u>3,017,411</u>	<u>57,352,904</u>
Less accumulated depreciation:				
Buildings and improvements	11,575,989	855,538	(37,071)	12,394,456
Autos and trucks	2,573,359	163,190	(14,655)	2,721,894
Heavy equipment	3,701,156	492,921	(2,199)	4,191,878
Equipment, furniture and fixtures	1,008,134	68,784	(45,381)	1,031,537
Infrastructure	11,221,377	151,156	-	11,372,533
Right to use - vehicles	555,971	651,478	(23,418)	1,184,031
Right to use - subscriptions	<u>-</u>	<u>597,544</u>	<u>(688)</u>	<u>596,856</u>
Total accumulated depreciation	<u>30,635,986</u>	<u>2,980,611</u>	<u>(123,412)</u>	<u>33,493,185</u>
Total capital assets being depreciated, net	<u>21,903,208</u>	<u>(1,184,312)</u>	<u>3,140,823</u>	<u>23,859,719</u>
Governmental activities capital assets, net	<u>\$ 25,078,298</u>	<u>\$ (139,336)</u>	<u>\$ (31,416)</u>	<u>\$ 24,907,546</u>

Depreciation expense was charged to functions/programs of the primary government as follows:

Governmental activities:	
General administration	\$ 563,850
Judicial	47,720
Legal	15,745
Elections	1,555
Financial administration	3,778
Public safety	1,071,130
Public transportation	856,748
Health and welfare	870
Culture and recreation	10,484
Preservation and restoration	406,616
Conservation	<u>2,115</u>
Total depreciation expense	<u>\$ 2,980,611</u>

**Interfund Receivables, Payables, and Transfers**

The composition of interfund balances as of September 30, 2023, is as follows:

**Due to/from Other Funds**

	Payable fund			Total
	General	Internal Service Fund	Custodial Funds	
Receivable fund:				
General	\$ -	\$ 34,581	\$ 256,848	\$ 291,429
Road and Bridge	43,047	-	136,710	179,757
Airport Maintenance	1,916	-	-	1,916
Other Governmental	<u>29,797</u>	<u>-</u>	<u>62,539</u>	<u>92,336</u>
Total	<u>\$ 74,760</u>	<u>\$ 34,581</u>	<u>\$ 456,097</u>	<u>\$ 565,438</u>

Balances resulted from the time lag between the dates that 1) interfund goods and services are provided on reimbursable expenditures, 2) transactions are recorded in the accounting system, and 3) payment between funds are made.

**Transfer in/out**

Transfer out:	Transfer in:
General	Other
	<u>Governmental</u>
	\$ <u>130,000</u>

The transfer from the General Fund to the Security Fund, a nonmajor governmental fund, was to supplement fund revenues for certain capital project costs.

**Long-term Debt**

Changes in long-term debt for the fiscal year ended September 30, 2023, is as follows:

	Beginning Balance	Additions	Reductions	Ending Balance	Due Within One Year
Financed purchases	\$ 1,806,702	\$ -	\$ 648,702	\$ 1,158,000	\$ 1,158,000
Leases	1,316,170	591,517	663,643	1,244,044	644,790
Subscriptions	3,322,188	473,736	654,346	3,141,578	560,911
Compensated absences	<u>1,648,886</u>	<u>586,507</u>	<u>943,761</u>	<u>1,291,632</u>	<u>322,908</u>
	<u>\$ 8,093,946</u>	<u>\$ 1,651,760</u>	<u>\$ 2,910,452</u>	<u>\$ 6,835,254</u>	<u>\$ 2,686,609</u>

**Financed Purchases.** The County has entered into financing arrangements with financial institutions for the purchase of certain equipment. Details for these agreements are described below. The loans are considered direct borrowings and are secured by the purchased equipment.

Series and Original Issue Amount	Financed Asset	Final Maturity	Interest Rate	Outstanding 09/30/2023
VeraBank secured loan 1,554,000	Motor graders	5/13/2024	2.00%	<u>1,158,000</u>
Total				<u>\$ 1,158,000</u>

In conjunction with the VeraBank loan, in 2021 the County signed a buyback agreement with the vendor that sold the motor graders. Under the agreement, the County is provided an irrevocable option to sell back the purchased equipment to the vendor at approximately the time that the loan matures. If the County exercises this option, the vendor will provide the County with \$960,000 of the final \$1,158,000 principal payment. Management anticipates that this option will be exercised at maturity in fiscal year 2024. The maturity schedules below include this amount, even though it is expected to be paid by the 3<sup>rd</sup> party.

Debt service requirements to maturity for financed purchases are as follows:

Year Ending September 30,	Principal	Interest	Total
2024	\$ 1,158,000	\$ 23,160	\$ 1,181,160
Total	\$ <u>1,158,000</u>	\$ <u>23,160</u>	\$ <u>1,181,160</u>

**Leases.** Beginning in Fiscal Year 2020, the County entered into an agreement to lease County vehicles from Enterprise. Each vehicle carries a lease term of 48 months and, at the conclusion of the lease, the vehicle will be returned. Title is retained by Enterprise.

As of September 30, 2023, the County had 74 vehicles leased under the master agreement, including 11 issued in the current year in the amount of \$591,518. The lease payments range from \$5,388 to \$13,275 annually and mature at various points through fiscal year 2027. The lease liability was calculated using estimated incremental borrowing rates from 0.3% to 2.2%. During fiscal year 2023, the County recognized interest expense of \$6,214.

The combined future debt service requirements for leases payable are as follows:

Year Ending September 30,	Principal	Interest	Total
2024	\$ 644,790	\$ 4,290	\$ 649,080
2025	315,947	1,979	317,926
2026	189,921	673	190,594
2027	<u>93,386</u>	<u>130</u>	<u>93,516</u>
Total	\$ <u>1,244,044</u>	\$ <u>7,072</u>	\$ <u>1,251,116</u>

**Subscriptions.** For the year ended 9/30/2023, the financial statements include the adoption of GASB Statement No. 96, Subscription-Based Information Technology Arrangements. The primary objective of this statement is to enhance the relevance and consistency of information about governments' subscription activities. This statement establishes a single model for subscription accounting based on the principle that subscriptions are financings of the right to use an underlying asset. Under this Statement, an organization is required to recognize a subscription liability and an intangible right-to-use subscription asset. For additional information, refer to the disclosures below.

The County has entered into subscription-based IT agreements through various vendors. The subscriptions carry interest rates ranging from 0.5420% to 3.4790% and have annual fixed payments ranging from \$117 to \$138,044. The liabilities are typically liquidated by the general fund.

The combined future debt service requirements for leases payable are as follows:

Year Ending September 30,	Principal	Interest	Total
2024	\$ 560,911	\$ 99,743	\$ 660,654
2025	563,492	82,280	645,772
2026	574,700	64,541	639,241
2027	616,445	46,394	662,839
2028	540,796	27,132	567,928
2029 - 2031	<u>285,234</u>	<u>18,503</u>	<u>303,737</u>
Total	\$ <u>3,141,578</u>	\$ <u>338,593</u>	\$ <u>3,480,171</u>

#### 4. OTHER INFORMATION

##### **Risk Management**

Harrison County is exposed to various risks of loss related to torts; theft of, damage to and destruction of assets; errors and omissions; injuries to employees; and natural disasters for which the County carries commercial insurance. There have not been significant reductions in insurance carried during the year ended September 30, 2023. Settled claims resulting from these risks have not exceeded commercial insurance coverage in any of the past three years.

In addition, Harrison County is a member of the Texas Association of Counties (TAC) Risk Management Pool, a public entity risk pool participating in property and casualty insurance coverage, automobile insurance coverage, and public official and law enforcement liability coverage. The pool is authorized by Chapter 119 of Local Government Code and provides coverage through an interlocal agreement authorized by The Interlocal Cooperation Act – Chapter 791, Texas Government Code. The interlocal agreement provides that the TAC pool will be self-sustaining through member premiums and will reinsure through commercial insurance companies for claims in excess of \$500,000 for each insured event.

Premiums paid to the pool during 2023 have been reported as expenditures in the General Fund and Special Revenue Funds.

During the year ended September 30, 2023, employees of the County were covered by a health insurance plan (the "Plan"). The County contributed to the Plan for employees and, employees, at their option, authorized payroll withholding to pay contributions for their dependents. All contributions were paid to an Internal Service Fund maintained by the County for the purpose of self-insuring these health costs. A claims administration agreement (the Agreement) was executed with a third party administrator to provide for the payment of health benefits to the employees of the County. Reinsurance coverage was obtained by the County for fiscal year 2020. This coverage provides for an individual excess risk maximum of \$2,000,000 and an aggregate excess risk maximum of \$1,000,000.

The County was protected against unanticipated catastrophic individual or aggregate loss by stop-loss coverage carried through HCC Life Insurance Company, a commercial insurer licensed or eligible to do business in Texas in accordance with the Texas Insurance Code. Stop-loss coverage was in effect as stated in the paragraph above. Latest financial statements for HCC Life Insurance Company have been filed with the Texas State Board of Insurance, Austin, Texas, and are public record.

A liability was recorded at year-end for claims incurred prior to September 30, 2023. A liability has not been estimated for claims incurred but not reported.

An analysis of claims activity is presented below:

	<u>Beginning Balance</u>	<u>Current Year Claims Expenditures</u>	<u>Actual Claims Payments</u>	<u>Ending Balance</u>
09/30/2023	\$ 288,015	3,613,608	\$ (3,601,743)	299,880
09/30/2022	212,564	3,401,693	(3,326,242)	288,015
09/30/2021	240,282	3,057,867	(3,085,585)	212,564
09/30/2020	260,371	3,096,158	(3,116,247)	240,282
09/30/2019	215,014	3,155,931	(3,110,574)	260,371
09/30/2018	172,643	3,263,112	(3,220,741)	215,014

##### **Contingent Liabilities and Commitments**

Amounts received or receivable from grantor agencies are subject to audit and adjustment by grantor agencies, principally the federal government. Any disallowed claims, including amounts already collected, may constitute a liability of the applicable funds. The amount, if any, of expenditures that may be disallowed by the grantor cannot be determined at this time although the County expects such amounts, if any, to be immaterial.

The County is a defendant in various lawsuits. Although the outcome of these lawsuits is not presently determinable, in the opinion of the County's attorney, the resolution of these matters will not have a materially adverse effect on the financial condition of the County.



## **Tax Abatements**

The County enters into economic development agreements designed to promote development and redevelopment within the County, stimulate commercial activity, generate additional sales tax and enhance the property tax base and economic vitality of the County. This program reduces the assessed property values as authorized under Chapter 312 of the Texas Tax Code.

The County has entered into an agreement to reduce property taxes. The agreement calls for a reduction of taxable property values on incremental values of 80% to 25% over 7 years. The agreement requires the developer to make capital improvements of at least \$10,500,001 and maintain an initial job creation requirement. For fiscal year 2023, the County abated property taxes of \$168,540.

## **Defined Benefit Pension Plan**

### ***Plan Description***

The County's nontraditional defined benefit pension plan, Texas County and District Retirement System (TCDRS), provides pensions for all of its full-time employees. The Board of Trustees of TCDRS is responsible for the administration of the statewide agent multiple-employer public employee retirement system consisting of nontraditional defined benefit pension plans. TCDRS in the aggregate issues an Annual Comprehensive Financial Report (ACFR) on a calendar year basis. The ACFR is available upon written request from the TCDRS Board of Trustees at P.O. Box 2034 Austin, TX, 78768-2034.

All full and part-time non-temporary employees participate in the plan, regardless of the number of hours they work in a year. Employees in a temporary position are not eligible for membership.

### ***Benefits Provided***

TCDRS provides retirement, disability, and survivor benefits for all eligible employees. Benefit terms are established by the TCDRS Act. The benefit terms may be amended as of January 1, each year, but must remain in conformity with the Act.

Members can retire at age 60 and above with 8 or more years of service, with 20 years of service regardless of age, or when the sum of their age and years of service equals 75 or more. Members are vested after eight years of service but must leave their accumulated contributions in the plan to receive any employer-financed benefit. Members who withdraw their personal contributions in a lump sum are not entitled to any amounts contributed by their employer.

Benefit amounts are determined by the sum of the employee's contributions to the plan, with interest, and employer-financed monetary credits. The level of these monetary credits is adopted by the governing body of the employer within the actuarial constraints imposed by the TCDRS Act so that the resulting benefits can be expected to be adequately financed by the employer's commitment to contribute. At retirement, death or disability, the benefit is calculated by converting the sum of the employee's accumulated contributions and the employer-financed monetary credits to a monthly annuity using annuity purchase rates prescribed by the TCDRS Act.

### ***Employees covered by benefit terms***

At the December 31, 2022 valuation and measurement date, the following employees were covered by the benefit terms:

Inactive employees or beneficiaries currently receiving benefits	254
Inactive employees entitled to but not yet receiving benefits	329
Active employees	<u>296</u>
	<u><u>879</u></u>

## **Contributions**

The contribution rates for employees in TCDRS are either 4%, 5%, 6%, or 7% of employee gross earnings, as adopted by the employer's governing body. Participating employers are required to contribute at actuarially determined rates to ensure adequate funding for each employer's plan. Under the state law governing TCDRS, the contribution rate for each entity is determined annually by the actuary and approved by the TCDRS Board of Trustees. The replacement life entry age actuarial cost method is used in determining the contribution rate. The actuarially determined rate is the estimated amount necessary to fund benefits in an orderly manner for each participant over his or her career so that sufficient funds are accumulated by the time benefit payments begin, with an additional amount to finance any unfunded accrued liability.

Employees for the County were required to contribute 7% of their annual gross earnings during the fiscal year. The contribution rate for the County were 12.23% and 12.14% in calendar years 2022 and 2023 respectively. The County's contributions to TCDRS for the year ended September 30, 2023, were \$1,693,693 and exceeded the required contributions by \$232,550.

## **Actuarial Assumptions**

The Total Pension Liability in the December 31, 2022, actuarial valuation was determined using the following actuarial assumptions, applied to all periods included in the measurement:

Inflation	2.50% per year
Overall payroll growth	3.00% per year
Investment rate of return	7.50%, net of administrative and investment expenses, including inflation

The County does not have automatic cost-of-living adjustments ("COLA") and one is not considered to be substantively automatic. Therefore, no assumption for future cost-of-living adjustments is included in the actuarial valuation. Each year, the County may elect an ad-hoc COLA for its retirees.

Mortality rates for active members, retirees, and beneficiaries were based on the following:

Depositing members	135% of Pub-2010 General Employees Amount-Weighted Mortality Table for males and 120% Pub-2010 General Employees Amount-Weighted Mortality Table for females, both projected with 100% of the MP-2021 Ultimate scale after 2010.
Service retirees, beneficiaries and non-depositing members	135% of Pub-2010 General Retirees Amount-Weighted Mortality Table for males and 120% Pub-2010 General Retirees Amount-Weighted Mortality Table for females, both projected with 100% of the MP-2021 Ultimate scale after 2010.
Disabled retirees	160% of Pub-2010 General Disabled Retirees Amount-Weighted Mortality Table for males and 125% Pub-2010 General Disabled Retirees Amount-Weighted Mortality Table for females, both projected with 100% of the MP-2021 Ultimate scale after 2010.

All actuarial assumptions that determined the total pension liability as of December 31, 2022, were based on the results of an actuarial experience study for the period January 1, 2017 through December 31, 2020, except where required to be different by GASB 68.

The long-term expected rate of return on pension plan investments is 7.50%. The pension plan's policy in regard to the allocation of invested assets is established and may be amended by the TCDRS Board of Trustees. The application of the investment return assumptions was changed for purposes of determining plan liabilities at the March 2021 meeting. All plan liabilities are now valued using an 7.6% discount rate.

The long-term expected rate of return on TCDRS is determined by adding expected inflation to expected long-term real returns, and reflecting expected volatility and correlation. The capital market assumptions and information below are based on January 2023 information for a 10-year time horizon. The valuation assumption for long-term expected return is re-assessed at a minimum of every four years and is set based on a long-term time horizon; the most recent analysis was performed in 2023. The target allocation and best estimates of geometric real rates return for each major asset class are summarized in the following table:

<b>Asset Class</b>	<b>Benchmark</b>	<b>Target Allocation</b> <sup>(1)</sup>	<b>Geometric Real Rate of Return (Expected minus Inflation)</b> <sup>(2)</sup>
U.S. Equities	Dow Jones U.S. Total Stock Market Index	11.50%	4.95%
Global Equities	MSCI World (net) Index	2.50%	4.95%
International Equities - Developed	MSCI World Ex USA (net) Index	5.00%	4.95%
International Equities - Emerging	MSCI Emerging Markets (net) Index	6.00%	4.95%
Investment-Grade Bonds	Bloomberg Barclays U.S. Aggregate Bond Index	3.00%	2.40%
Strategic Credit	FTSE High-Yield Cash-Pay Capped Index	9.00%	3.39%
Direct Lending	Morningstar LSTA Leveraged Loan TR USD Index	16.00%	6.95%
Distressed Debt	Cambridge Associates Distressed Securities Index <sup>(3)</sup>	4.00%	7.60%
REIT Equities	67% FTSE NAREIT Equity REITs Index + 33% S&P Global REIT (net) Index	2.00%	4.15%
Master Limited Partnerships (MLPs)	Alerian MLP Index	2.00%	5.30%
Private Real Estate Partnerships	Cambridge Associates Real Estate Index <sup>(4)</sup>	6.00%	5.70%
Private Equity	Cambridge Associates Global Private Equity & Venture Capital Index <sup>(5)</sup>	25.00%	7.95%
Hedge Funds	Hedge Fund Research, Inc. (HFRI) Fund of Funds Composite Index	6.00%	2.90%
Cash Equivalents	90 Day U.S. Treasury	2.00%	0.20%

<sup>(1)</sup> Target asset allocation adopted at the March 2023 TCDRS Board meeting.

<sup>(2)</sup> Geometric real rates of return equal the expected return minus the assumed inflation rate of 2.30%, per Cliffwater's 2023 capital market assumptions.

<sup>(3)</sup> Includes vintage years 2005-present of Quarter Pooled Horizon IRRs.

<sup>(4)</sup> Includes vintage years 2007-present of Quarter Pooled Horizon IRRs.

<sup>(5)</sup> Includes vintage years 2006-present of Quarter Pooled Horizon IRRs.

## **Discount Rate**

The discount rate used to measure the Total Pension Liability was 7.6%. The discount rate was determined using an alternative method to determine the sufficiency of the fiduciary net position in all future years. The alternative method reflects the funding requirements under the funding policy and the legal requirements under the TCDRS Act. TCDRS has a funding policy where the Unfunded Actuarial Accrued Liability (UAAL) shall be amortized as a level percent of pay over 20-year closed layered periods. The employer is legally required to make the contribution specified in the funding policy. The employer's assets are projected to exceed its accrued liabilities in 20 years or less. When this point is reached, the employer is still required to contribute at least the normal cost. Any increased cost due to the adoption of a COLA is required to be funded over a period of 15 years, if applicable. Based on the above assumptions, the projected fiduciary net position is determined to be sufficient compared to projected benefit payments. Based on the expected level of cash flows and investment returns to the system, the fiduciary net position as a percentage of total pension liability is projected to increase from its current level in future years.

Since the projected fiduciary net position is projected to be sufficient to pay projected benefit payments in all future years, the discount rate for purposes of calculating the total pension liability of the employer is equal to the long-term assumed rate of return on investments. This long-term assumed rate of return should be net of investment expenses, but gross of administrative expenses for GASB 68 purposes. Therefore, a discount rate of 7.60% has been used. This rate reflects the long-term assumed rate of return on assets for funding purposes of 7.50%, net of all expenses, increased by 0.10% to be gross of administrative expenses.

### Changes in the Net Pension Liability (Asset)

	Increase (Decrease)		
	Total Pension Liability (a)	Plan Fiduciary Net Position (b)	Net Pension Liability (Asset) (a) - (b)
Balance at 12/31/2021	\$ 74,490,420	\$ 81,251,568	\$ (6,761,148)
Changes for the year:			
Service cost	1,668,153	-	1,668,153
Interest on total pension liability <sup>(1)</sup>	5,621,044	-	5,621,044
Effect of plan changes <sup>(2)</sup>	371,607	-	371,607
Effect of economic/demographic gains or losses	(150,455)	-	(150,455)
Refund of contributions	(252,895)	(252,895)	-
Benefit payments	(4,223,998)	(4,223,998)	-
Administrative expenses	-	(43,686)	43,686
Member contributions	-	951,814	(951,814)
Net investment income	-	(4,604,292)	4,604,292
Employer contributions	-	1,662,960	(1,662,960)
Other <sup>(2)</sup>	-	(194,269)	194,269
Balance at 12/31/2022	<u>\$ 77,523,876</u>	<u>\$ 74,547,202</u>	<u>\$ 2,976,674</u>

<sup>(1)</sup> Reflects the change in the liability due to the time value of money. TCDRS does not charge fees or interest.

<sup>(2)</sup> Reflect plan changes adopted effective in 2023.

<sup>(3)</sup> Relates to allocation of system-wide items.

### Sensitivity Analysis

The following presents the net pension liability (asset) of the County, calculated using the discount rate of 7.6%, as well as what the County's net pension liability (asset) would be if it were calculated using a discount rate that is 1-percentage-point lower (6.6%) or 1-percentage-higher (8.6%) than the current rate:

	1% Decrease 6.6%	Current Discount Rate 7.60%	1% Increase 8.60%
Total pension liability	\$ 86,912,147	\$ 77,523,876	\$ 69,635,490
Fiduciary net position	<u>74,547,202</u>	<u>74,547,202</u>	<u>74,547,202</u>
Net pension liability/(asset)	<u>\$ 12,364,945</u>	<u>\$ 2,976,674</u>	<u>\$ (4,911,712)</u>

### Pension Plan Fiduciary Net Position

Detailed information about the pension plan's Fiduciary Net Position is available in the separately-issued TCDRS financial report. The report may be obtained on the Internet at [www.tcdrs.org](http://www.tcdrs.org).

### Pension Expense and Deferred Outflows of Resources and Deferred Inflows of Resources Related to Pensions

For the year ended September 30, 2023, the County recognized pension expense of \$1,468,558. At September 30, 2023, the County reported deferred outflows of resources and deferred inflows of resources related to pensions from the following sources:

	Deferred Outflows of Resources	Deferred Inflows of Resources
Differences between expected and actual economic experience	\$ -	\$ 241,457
Changes in actuarial assumptions	931,987	78,636
Difference between projected and actual investment earnings	1,212,036	-
Contributions subsequent to the measurement date	<u>1,297,884</u>	<u>-</u>
Total	<u>\$ 3,441,907</u>	<u>\$ 320,093</u>

\$1,297,884 reported as deferred outflows of resources related to pensions resulting from contributions subsequent to the measurement date, but before September 30, 2023, will be recognized as a reduction of the total pension liability for the year ending September 30, 2024. Other amounts reported as deferred outflows and inflows of resources related to pensions will be recognized in pension expenses as follows:

Year Ended September 30,	
2024	(378,458)
2025	(142,451)
2026	204,625
2027	2,140,214
	<u>\$ 1,823,930</u>

**Post-retirement Health Care Benefits**

***Plan Description***

The County provides certain health care benefits through an agent, multiple-employer defined benefit OPEB plan. Qualifying, full-time employees are eligible to participate in the County’s health care plan as a retiree. A qualifying employee is an individual with eight years of service at the County and hired prior to January 24, 2011.

When a qualifying, regular full-time employee retires, they are eligible to continue to participate in the County’s group health insurance plan. Retirees who decide to opt-out for the health care plan are eligible to opt back in when coverage from another entity ceases.

***Benefits Provided***

Retirees are eligible for medical, dental, vision, and prescription insurance until they become Medicare eligible. Retirees are also eligible for a \$20,000 life insurance policy. Once Medicare eligible, retirees are eligible for dental, vision, and life insurance only. At that time, the County medical plan will no longer be available. The County supplements 70% of the premium to all retirees who either (1) retire after the age of 65 or (2) are covered pre-Medicare in the retiree medical program. Spouses of retirees will receive the County supplement if they have been on the plan for one year prior to retirement.

In the event that an active employee passes away, the spouse and dependents will become eligible for retiree coverage if (1) the employee was eligible for retirement as defined by the Texas County & District Retirement System; and (2) the employee had dependent coverage at the time of death. Coverage will continue under the plan as long as monthly retiree premiums are paid by the specified due date, until dependents are no longer considered eligible dependents as defined by the plan, until the covered dependent becomes Medicare eligible, or until a surviving spouse remarries.

For the fiscal year ended September 30, 2023, the County’s contributions to the plan were \$681,052, which were equal to plan benefit payments. Contributions and payments are considered equal because no contributions to the trust fund were made during the measurement period, and no benefit payments were made using plan assets.

The number of employees currently covered by the benefit terms is as follows:

Inactive employees or beneficiaries currently receiving benefits	99
Active members	<u>56</u>
Total	<u><u>155</u></u>

**Actuarial Methods and Assumptions**

Significant methods and assumptions were as follows:

Actuarial Valuation Date	12/31/2022
Actuarial Cost Method	Individual Entry Age Normal
Discount Rate	6.50%
Inflation Rate	2.50%
Salary Increases	0.40% to 5.25%, not including inflation of 3.00%
Demographic Assumptions	Based on the experience study covering the four-year period ending December 31, 2020 as conducted for the Texas County and District Retirement System (TCDRS)
Mortality	For healthy retirees, the gender-distinct Pub-2010 General Retirees Tables for males and females are used with male rates multiplied by 135% and female rates multiplied by 120%. Those rates are projected on a fully generational basis based on 100% of the ultimate rates of mortality improvement scale MP-2021.
Participation Rates	70% for retirees who are at least 65 years old at retirement and 95% for retirees who are younger than 65 years old at retirement
Health care cost trend rates	Non-Medicare: Initial rate of 7.00% declining to an ultimate rate of 4.25% after 15 years; Medicare: Initial rate of 6.10% declining to an ultimate rate of 4.25% after 11 years.

Projections of health benefits are based on the plan as understood by the County and include the types of benefits in force at the valuation date and the pattern of sharing benefit costs between the County and its employees to that point. Actuarial calculations reflect a long-term perspective and employ methods and assumptions that are designed to reduce short-term volatility in actuarial accrued liabilities and the actuarial value of assets.

There is no separately issued audited benefit plan report available for the County’s OPEB plan.

**Discount Rate**

The asset portfolio of the OPEB trust can support a 6.50% long term rate of return. Because the plan is closed to new entrants, the plan’s assets are never depleted in the projection used to determine the single discount rate. Since the projected fiduciary net position is projected to be sufficient to pay projected benefit payments in all future years, the discount rate for purposes of calculating the total OPEB liability of the employer is equal to the long-term assumed rate of return on investments. Thus, a Single Discount Rate of 6.50% was used to measure the total OPEB liability.

**Discount Rate Sensitivity Analysis**

The following schedule shows the impact of the net OPEB liability if the discount rate used was 1% less than and 1% greater than the discount rate that was used (6.50%) in measuring the net OPEB liability.

	1% Decrease 5.50%	Current Single Discount Rate Assumption 6.50%	1% Increase 7.50%
County's net OPEB liability	\$ 10,291,480	\$ 9,222,231	\$ 8,304,898

**Healthcare Cost Trend Rate Sensitivity Analysis**

The following schedule shows the impact of the net OPEB liability if the Healthcare Cost Trend Rate used was 1% less than and 1% greater than what was used in measuring the net OPEB liability.

	Current Healthcare Cost		
	1% Decrease	Trend Rate Assumption	1% Increase
County's net OPEB liability	\$ 8,243,533	\$ 9,222,231	\$ 10,372,997

**OPEB Liabilities, OPEB Expense, and Deferred Outflows and Inflows of Resources Related to OPEB**

At September 30, 2022, the County reported a liability of \$9,222,231 for its net OPEB liability. The Net OPEB Liability was measured as of December 31, 2022, based on the results of an actuarial valuation as of December 31, 2022. For the year ended September 30, 2023, the County recognized OPEB expense of \$(1,061,352). There were no changes of benefit terms that affected measurement of the net OPEB liability during the measurement period.

	Increase (Decrease)		
	Total OPEB Liability (a)	Plan Fiduciary Net Position (b)	Net OPEB Liability (a) - (b)
Balance at 12/31/2021	\$ 14,033,266	\$ 2,300,411	\$ 11,732,855
Changes for the year:			
Service cost	159,783	-	159,783
Interest on the total OPEB liability	898,584	-	898,584
Difference between expected and actual experience	(2,515,807)	-	(2,515,807)
Changes of Assumptions	(775,593)	-	(775,593)
Employer contributions	-	627,587	(627,587)
Net investment income	-	(337,852)	337,852
Benefit payments	(577,587)	(577,587)	-
Administrative expense	-	(12,144)	12,144
Net changes	<u>(2,810,620)</u>	<u>(299,996)</u>	<u>(2,510,624)</u>
Balance at 12/31/2022	<u>\$ 11,222,646</u>	<u>\$ 2,000,415</u>	<u>\$ 9,222,231</u>

At September 30, 2023, the County reported deferred inflows of resources and deferred outflows of resources related to OPEB from the following sources:

	Deferred Outflows of Resources	Deferred Inflows of Resources
Differences between expected and actual economic experience	\$ -	\$ 2,096,085
Changes in actuarial assumptions	76,006	625,065
Difference between projected and actual investment earnings	244,674	-
Contributions subsequent to the measurement date	<u>623,350</u>	<u>-</u>
Total	<u>\$ 944,030</u>	<u>\$ 2,721,150</u>

\$623,350 reported as deferred outflows of resources related to OPEB resulting from contributions subsequent to the measurement date are due to benefit payments the County paid with own assets and will be recognized as a reduction of the net OPEB liability for the year ending September 30, 2024. Other amounts of the reported as deferred outflows and inflows of resources related to OPEB will be recognized in OPEB expense as follows:

Year Ended September 30,	
2024	\$ (1,647,215)
2025	(924,077)
2026	73,101
2027	<u>97,721</u>
	<u>\$ (2,400,470)</u>

## **Commitments**

During fiscal year 2023, the County entered into an agreement with Motorola Solutions, Inc., for the construction of two simulcast sites that will tie into the TxWARN system. The project is underway in fiscal year 2024 and is estimated to cost \$3.8 million.

## **Subsequent Event**

On March 26, 2024, the County court approved the fund balance transfer, from the General Fund to the Road and Bridge Fund, for the purchase of six motor graders in the amount of \$2,040,000. The County amended the budget for this transfer and purchase of equipment. Additionally, on March 26, 2024, the County acquired an asphalt pothole patcher as an outright purchase in the amount of \$192,881.

## **New Accounting Pronouncements**

Significant new accounting standards and guidance issued by the Governmental Accounting Standards Board (GASB) not yet implemented by the District include the following:

The Government Accounting Standards Board (GASB) has amended the existing standards regarding capitalization thresholds for assets. The amended guidance for the capitalization threshold comes from GASB Implementation Guide 2021-1, Question 5.1. Capitalization policies adopted by governments include many considerations such as finding an appropriate balance between ensuring that all significant capital assets, collectively, are capitalized and minimizing the cost of recordkeeping for capital assets. A government should capitalize assets whose individual acquisition costs are less than the threshold for an individual asset if those assets in the aggregate are significant. Computers, classroom furniture and library books are examples of asset types that may not meet a capitalization policy on an individual basis yet could be significant collectively. In this example, if the \$150,000 aggregate amount (100 computers costing \$1,500 each) is significant, the government should capitalize the computers. The amended guidance is effective for reporting periods beginning after June 15, 2023, and the impact has not yet been determined.

GASB Statement No. 99, *Omnibus 2022* – The objective of this Statement is to correct practice issues identified during implementation and application of certain GASB Statements and financial reporting for financial guarantees. There are various effective dates 1.) upon issuance 2.) fiscal years beginning after June 15, 2022 and 3.) fiscal years beginning after June 15, 2023.

GASB Statement No. 100, *Accounting Changes and Error Corrections*—an amendment of GASB Statement No. 62 - The primary objective of this Statement is to enhance accounting and financial reporting requirements for accounting changes and error corrections to provide more understandable, reliable, relevant, consistent, and comparable information for making decisions or assessing accountability. This Statement will become effective for reporting periods beginning after June 15, 2023, and the impact has not yet been determined.

GASB Statement No. 101, *Compensated Absences* - The objective of this Statement is to better meet the information needs of financial statement users by updating the recognition and measurement guidance for compensated absences. That objective is achieved by aligning the recognition and measurement guidance under a unified model and by amending certain previously required disclosures. This Statement will become effective for reporting periods beginning after December 15, 2023, and the impact has not yet been determined.



**REQUIRED SUPPLEMENTARY  
INFORMATION**

**HARRISON COUNTY, TEXAS**

SCHEDULE OF CHANGES IN NET PENSION LIABILITY  
AND RELATED RATIOS

FOR THE YEAR ENDED SEPTEMBER 30, 2023

<b>Measurement Date December 31,</b>	<u><b>2014</b></u>	<u><b>2015</b></u>	<u><b>2016</b></u>
<b>Total Pension Liability</b>			
Service Cost	\$ 1,413,572	\$ 1,447,843	\$ 1,635,005
Interest total pension liability	4,023,176	4,221,571	4,444,871
Effect of plan changes	-	(250,766)	-
Effect of assumption changes or inputs	-	554,196	-
Effect of economic/demographic (gains) or losses	(424,782)	(207,963)	(608,266)
Benefit payments/refunds of contributions	(2,531,118)	(2,933,129)	(2,969,767)
Net change in total pension liability	<u>2,480,848</u>	<u>2,831,752</u>	<u>2,501,843</u>
Total pension liability - beginning	<u>50,216,739</u>	<u>52,697,587</u>	<u>55,529,339</u>
Total pension liability - ending (a)	<u>\$ 52,697,587</u>	<u>\$ 55,529,339</u>	<u>\$ 58,031,182</u>
<b>Plan Fiduciary Net Position</b>			
Employer contributions	\$ 1,350,827	\$ 1,417,241	\$ 1,388,058
Member contributions	780,821	822,612	815,136
Investment income net of investment expenses	3,275,031	235,303	3,655,330
Benefit payments/refunds of contributions	(2,531,117)	(2,933,128)	(2,969,767)
Administrative expenses	(37,419)	(35,707)	(39,736)
Other	<u>(274,959)</u>	<u>64,983</u>	<u>(324,397)</u>
Net change in plan fiduciary net position	2,563,184	(428,696)	2,524,624
Plan fiduciary net position - beginning	<u>47,314,471</u>	<u>49,877,655</u>	<u>49,448,959</u>
Plan fiduciary net position - ending (b)	<u>\$ 49,877,655</u>	<u>\$ 49,448,959</u>	<u>\$ 51,973,583</u>
Net pension liability (asset) - ending (a) - (b)	<u>\$ 2,819,932</u>	<u>\$ 6,080,380</u>	<u>\$ 6,057,599</u>
Fiduciary net position as a percentage of total pension liability	94.65%	89.05%	89.56%
Pensionable covered payroll	\$ 11,154,589	\$ 11,751,604	\$ 11,644,794
Net pension liability as a percentage of covered payroll	25.28%	51.74%	52.02%

	<b>2017</b>	<b>2018</b>	<b>2019</b>	<b>2020</b>	<b>2021</b>	<b>2022</b>
\$	1,563,380	\$ 1,507,461	\$ 1,485,193	\$ 1,570,795	\$ 1,677,753	\$ 1,668,153
	4,697,492	4,936,362	5,119,028	5,282,230	5,407,984	5,621,045
	-	-	-	-	361,256	371,607
	224,501	-	-	3,727,947	(235,908)	-
	(194,367)	(533,918)	(637,625)	(543,335)	(15,960)	(150,455)
	(3,265,266)	(3,307,685)	(3,970,215)	(4,107,163)	(4,290,702)	(4,476,893)
	<u>3,025,740</u>	<u>2,602,220</u>	<u>1,996,381</u>	<u>5,930,474</u>	<u>2,904,423</u>	<u>3,033,457</u>
	<u>58,031,182</u>	<u>61,056,922</u>	<u>63,659,142</u>	<u>65,655,523</u>	<u>71,585,997</u>	<u>74,490,420</u>
\$	<u>61,056,922</u>	<u>\$ 63,659,142</u>	<u>\$ 65,655,523</u>	<u>\$ 71,585,997</u>	<u>\$ 74,490,420</u>	<u>\$ 77,523,877</u>
\$	1,319,964	\$ 1,378,682	\$ 1,432,217	\$ 1,539,521	\$ 1,587,618	\$ 1,662,960
	827,933	831,963	859,087	881,192	908,695	951,814
	7,568,357	(1,099,682)	9,214,741	6,560,723	14,800,595	(4,604,292)
	(3,265,266)	(3,307,684)	(3,970,212)	(4,107,163)	(4,290,702)	(4,476,893)
	(38,818)	(45,061)	(48,420)	(49,992)	(43,958)	(43,686)
	<u>(15,340)</u>	<u>(26,821)</u>	<u>(48,633)</u>	<u>(43,529)</u>	<u>(32,022)</u>	<u>(194,268)</u>
	6,396,830	(2,268,603)	7,438,780	4,780,752	12,930,226	(6,704,365)
	<u>51,973,583</u>	<u>58,370,413</u>	<u>56,101,810</u>	<u>63,540,590</u>	<u>68,321,342</u>	<u>81,251,568</u>
\$	<u>58,370,413</u>	<u>\$ 56,101,810</u>	<u>\$ 63,540,590</u>	<u>\$ 68,321,342</u>	<u>\$ 81,251,568</u>	<u>\$ 74,547,203</u>
\$	<u>2,686,509</u>	<u>\$ 7,557,332</u>	<u>\$ 2,114,933</u>	<u>\$ 3,264,655</u>	<u>\$ (6,761,148)</u>	<u>\$ 2,976,674</u>
	95.60%	88.13%	96.78%	95.44%	109.08%	96.16%
\$	11,827,612	\$ 11,885,189	\$ 12,272,672	\$ 12,710,374	\$ 12,981,358	\$ 13,597,345
	22.71%	63.59%	17.23%	25.68%	-52.08%	21.89%

**HARRISON COUNTY, TEXAS**

SCHEDULE OF PENSION CONTRIBUTIONS

FOR THE YEAR ENDED SEPTEMBER 30, 2023

<b>Fiscal Year Ended September 30,</b>	<b>Actuarially Determined Contribution</b>	<b>Actual Employer Contribution</b>	<b>Contribution Deficiency (Excess)</b>	<b>Pensionable Covered Payroll</b>	<b>Actual Contribution as a % of Covered Payroll</b>
2014	\$ 1,350,827	\$ 1,350,827	\$ -	\$ 11,154,589	12.1%
2015	1,417,241	1,417,241	-	11,751,604	12.1%
2016	1,385,853	1,385,853	-	11,589,728	12.0%
2017	1,344,892	1,344,892	-	11,835,281	11.4%
2018	1,351,689	1,351,689	-	11,772,354	11.5%
2019	1,422,492	1,422,492	-	11,885,189	12.0%
2020	1,472,859	1,472,859	-	12,176,620	12.1%
2021	1,490,805	1,577,210	(86,405)	12,896,240	12.2%
2022	1,593,116	1,700,796	(107,680)	13,906,757	12.2%
2023	1,461,143	1,693,693	(232,550)	13,927,354	12.2%

**HARRISON COUNTY, TEXAS**

NOTES TO SCHEDULE OF EMPLOYER PENSION CONTRIBUTIONS

FOR THE YEAR ENDED SEPTEMBER 30, 2023

<b>Valuation Timing</b>	Actuarially determined contribution rates are calculated each December 31, two years prior to the end of the fiscal year in which the contributions are reported.
<b><u>Methods and assumptions used to determine contributions rates:</u></b>	
<b>Actuarial Cost Method</b>	Entry age (level percentage of pay)
<b>Amortization Method</b>	Level percentage of payroll, closed
<b>Remaining Amortization Period</b>	11.0 years (based on contribution rate calculated in 12/31/2022 valuation)
<b>Asset Valuation Method</b>	5-year smoothed fair value
<b>Inflation</b>	2.50%
<b>Salary Increases</b>	Varies by age and service. 4.7% average over career including inflation.
<b>Investment Rate of Return</b>	7.50%, net of administrative and investment expenses, including inflation.
<b>Retirement Age</b>	Members who are eligible for service retirement are assumed to commence receiving benefit payments based on age. The average age at service retirement for recent retirees is 61.
<b>Mortality</b>	135% of the Pub-2010 General Retirees Table for males and 120% of the Pub-2010 General Retirees Table for females, both projected with 100% of the MP-2021 Ultimate scale after 2010.
<b>Changes in Assumptions and Methods Reflected in the Schedule</b>	2015: New inflation, mortality and other assumptions were reflected. 2017: New mortality assumptions were reflected. 2019: New inflation, mortality and other assumptions were reflected. 2022: New investment return and inflation assumptions were reflected.
<b>Changes in Plan Provisions Reflected in the Schedule</b>	2015 & 2016: No changes in plan provisions were reflected in the Schedule. 2017: New Annuity Purchase Rates were reflected for benefits earned after 2017. 2018: No changes in plan provisions were reflected in the Schedule. 2019: No changes in plan provisions were reflected in the Schedule. 2020: No changes in plan provisions were reflected in the Schedule. 2021: No changes in plan provisions were reflected in the Schedule. 2022: Employer contributions reflect that a 1% flat COLA was adopted.

**HARRISON COUNTY, TEXAS**

SCHEDULE OF CHANGES IN NET OPEB LIABILITY  
AND RELATED RATIOS  
POST-RETIREMENT HEALTH CARE BENEFIT PLAN

FOR THE YEAR ENDED SEPTEMBER 30, 2023

<b>Measurement Date December 31,</b>	<b><u>2017</u></b>	<b><u>2018</u></b>	<b><u>2019</u></b>
<b>Total OPEB Liability</b>			
Service Cost	\$ 337,003	\$ 298,422	\$ 281,033
Interest on the total OPEB liability	1,115,831	1,156,329	1,039,827
Difference between expected and actual experience	(56,174)	(2,759,282)	(81,017)
Changes of assumptions	-	446,336	-
Benefit payments	<u>(744,307)</u>	<u>(828,001)</u>	<u>(839,759)</u>
Net change in total OPEB liability	<u>652,353</u>	<u>(1,686,196)</u>	<u>400,084</u>
Total OPEB liability - beginning	<u>16,493,155</u>	<u>17,145,508</u>	<u>15,459,312</u>
Total OPEB liability - ending (a)	<u>17,145,508</u>	<u>15,459,312</u>	<u>15,859,396</u>
<b>Plan Fiduciary Net Position</b>			
Employer contributions	\$ 744,307	\$ 1,028,001	\$ 839,759
Net investment income	155,511	(70,781)	280,663
Benefit payments	(744,307)	(828,001)	(839,759)
Administrative expenses	<u>(7,106)</u>	<u>(7,891)</u>	<u>(9,203)</u>
Net change in plan fiduciary net position	148,405	121,328	271,460
Plan fiduciary net position - beginning	<u>1,167,414</u>	<u>1,315,819</u>	<u>1,437,147</u>
Plan fiduciary net position - ending (b)	<u>\$ 1,315,819</u>	<u>\$ 1,437,147</u>	<u>\$ 1,708,607</u>
Net OPEB liability - ending (a) - (b)	<u>\$ 15,829,689</u>	<u>\$ 14,022,165</u>	<u>\$ 14,150,789</u>
Fiduciary net position as a percentage of total OPEB liability	7.67%	9.30%	10.77%
Covered-employee payroll	\$ 4,609,267	\$ 4,094,669	\$ 4,094,669
Net OPEB liability as a percentage of covered-employee payroll	343.43%	342.45%	345.59%

**Notes to Schedule:**

GASB Statement No. 75 requires 10 years of data to be provided in this schedule. Data prior to 2017 is not available. Additional years will be added in the future as the information becomes available.

FYE23 - The health care trend rates and post-5 participation were updated to better reflect the plan's anticipate experience.

FYE22 - The demographic and salary increase assumptions were updated to reflect the 2021 TCDRS experience study. Additionally, the methodology for determining service cost was updated to accrue the benefits over each employee's service with Harrison County.

FYE21 - The long-term rate of return assumption and the discount rate were changed from 6.85% to 6.50%.

FYE19 - The health care trend assumption was modified to better reflect the plan's anticipated experience.

<b>2020</b>	<b>2021</b>	<b>2022</b>
\$ 219,348	\$ 210,409	\$ 159,783
1,064,943	898,320	898,584
(2,710,012)	(138,009)	(2,515,807)
482,449	(296,460)	(775,593)
<u>(844,923)</u>	<u>(712,195)</u>	<u>(577,587)</u>
<u>(1,788,195)</u>	<u>(37,935)</u>	<u>(2,810,620)</u>
<u>15,859,396</u>	<u>14,071,201</u>	<u>14,033,266</u>
<u>14,071,201</u>	<u>14,033,266</u>	<u>11,222,646</u>
\$ 944,923	\$ 762,195	\$ 627,587
209,723	254,862	(337,852)
(844,923)	(712,195)	(577,587)
<u>(10,067)</u>	<u>(12,714)</u>	<u>(12,144)</u>
299,656	292,148	(299,996)
<u>1,708,607</u>	<u>2,008,263</u>	<u>2,300,411</u>
<u>\$ 2,008,263</u>	<u>\$ 2,300,411</u>	<u>\$ 2,000,415</u>
<u>\$ 12,062,938</u>	<u>\$ 11,732,855</u>	<u>\$ 9,222,231</u>
14.27%	16.39%	17.82%
\$ 3,279,369	\$ 3,279,369	\$ 2,518,298
367.84%	357.78%	366.21%

**THIS PAGE LEFT BLANK INTENTIONALLY**



**OTHER SUPPLEMENTARY INFORMATION**

**HARRISON COUNTY, TEXAS**

COMBINING BALANCE SHEET

NONMAJOR GOVERNMENTAL FUNDS

SEPTEMBER 30, 2023

	Special Revenue				
	Jury	Bail Bond Board	Drug Forfeitures	Permanent School Fund	Tax Collector VIT
<b>ASSETS</b>					
Cash and cash equivalents	\$ 180,379	\$ 230,913	\$ 14,374	\$ 16,250	\$ 163,628
Receivables:					
Due from other governments	7,330	-	-	-	-
Due from other funds	5,402	-	-	-	778
Prepays	-	-	-	-	-
Total assets	<u>193,111</u>	<u>230,913</u>	<u>14,374</u>	<u>16,250</u>	<u>164,406</u>
<b>LIABILITIES</b>					
Accounts payable	1,870	-	-	-	2,554
Accrued wages payable	3,894	-	-	-	-
Due to other funds	-	-	-	-	-
Total liabilities	<u>5,764</u>	<u>-</u>	<u>-</u>	<u>-</u>	<u>2,554</u>
<b>FUND BALANCES</b>					
Restricted	-	230,913	14,374	16,250	161,852
Committed	187,347	-	-	-	-
Total fund balances	<u>187,347</u>	<u>230,913</u>	<u>14,374</u>	<u>16,250</u>	<u>161,852</u>
Total liabilities, deferred inflows, and fund balances	<u>\$ 193,111</u>	<u>\$ 230,913</u>	<u>\$ 14,374</u>	<u>\$ 16,250</u>	<u>\$ 164,406</u>

Special Revenue

Justice Technology	Law Library	Juvenile Services	Records Management	Security	District Attorney Special	District Court Technology
\$ 155,147	\$ 44,501	\$ 829,694	\$ 1,000,351	\$ 97,248	\$ 182,891	\$ 60,929
-	-	99,709	-	-	-	-
2,009	3,745	19,651	27,506	4,648	-	2
521	-	-	-	-	-	-
<u>157,677</u>	<u>48,246</u>	<u>949,054</u>	<u>1,027,857</u>	<u>101,896</u>	<u>182,891</u>	<u>60,931</u>
229	6,201	32,709	-	-	161	-
-	108	18,803	-	2,212	642	-
-	-	-	-	-	-	-
<u>229</u>	<u>6,309</u>	<u>51,512</u>	<u>-</u>	<u>2,212</u>	<u>803</u>	<u>-</u>
157,448	41,937	-	-	99,684	182,088	60,931
-	-	897,542	1,027,857	-	-	-
<u>157,448</u>	<u>41,937</u>	<u>897,542</u>	<u>1,027,857</u>	<u>99,684</u>	<u>182,088</u>	<u>60,931</u>
<u>\$ 157,677</u>	<u>\$ 48,246</u>	<u>\$ 949,054</u>	<u>\$ 1,027,857</u>	<u>\$ 101,896</u>	<u>\$ 182,891</u>	<u>\$ 60,931</u>

**HARRISON COUNTY, TEXAS**

COMBINING BALANCE SHEET

NONMAJOR GOVERNMENTAL FUNDS

SEPTEMBER 30, 2023

	Special Revenue				
	County Court Technology	Case Manager	District Clerk Preservation	County Clerk Preservation	6th Court of Appeal
<b>ASSETS</b>					
Cash and cash equivalents	\$ 9,569	\$ 40,044	\$ 125,460	\$ 58,927	\$ 2,901
Receivables:					
Due from other governments	-	-	-	-	-
Due from other funds	78	1,099	2,072	1,035	535
Prepays	-	-	-	-	-
Total assets	<u>9,647</u>	<u>41,143</u>	<u>127,532</u>	<u>59,962</u>	<u>3,436</u>
<b>LIABILITIES</b>					
Accounts payable	-	-	-	-	2,989
Accrued wages payable	-	476	-	-	-
Due to other funds	-	-	-	-	-
Total liabilities	<u>-</u>	<u>476</u>	<u>-</u>	<u>-</u>	<u>2,989</u>
<b>FUND BALANCES</b>					
Restricted	9,647	40,667	127,532	59,962	447
Committed	-	-	-	-	-
Total fund balances	<u>9,647</u>	<u>40,667</u>	<u>127,532</u>	<u>59,962</u>	<u>447</u>
 Total liabilities, deferred inflows, and fund balances	 <u>\$ 9,647</u>	 <u>\$ 41,143</u>	 <u>\$ 127,532</u>	 <u>\$ 59,962</u>	 <u>\$ 3,436</u>

Special Revenue

Vital Archive Fee	Election Contracts	Court Initiated Guardianship	Youth Enrichment	Debt Service	Capital Projects	Totals
\$ 27,674	\$ 32,124	\$ 66,163	\$ 83,728	\$ -	\$ 1,268,800	\$ 4,691,695
-	-	-	-	-	-	107,039
346	-	680	9,602	7,642	5,506	92,336
-	-	-	-	-	-	521
<u>28,020</u>	<u>32,124</u>	<u>66,843</u>	<u>93,330</u>	<u>7,642</u>	<u>1,274,306</u>	<u>4,891,591</u>
-	-	-	-	-	165,306	212,019
-	-	-	-	-	-	26,135
-	-	-	-	6,971	-	6,971
<u>-</u>	<u>-</u>	<u>-</u>	<u>-</u>	<u>6,971</u>	<u>165,306</u>	<u>245,125</u>
28,020	32,124	66,843	93,330	671	1,109,000	2,533,720
-	-	-	-	-	-	2,112,746
<u>28,020</u>	<u>32,124</u>	<u>66,843</u>	<u>93,330</u>	<u>671</u>	<u>1,109,000</u>	<u>4,646,466</u>
<u>\$ 28,020</u>	<u>\$ 32,124</u>	<u>\$ 66,843</u>	<u>\$ 93,330</u>	<u>\$ 7,642</u>	<u>\$ 1,274,306</u>	<u>\$ 4,891,591</u>

**HARRISON COUNTY, TEXAS**

COMBINING STATEMENT OF REVENUES, EXPENDITURES  
AND CHANGES IN FUND BALANCES

NONMAJOR GOVERNMENTAL FUNDS

FOR THE YEAR ENDED SEPTEMBER 30, 2023

	Special Revenue				
	Jury	Bail Bond Board	Drug Forfeitures	Permanent School Fund	Tax Collector VIT
<b>REVENUES</b>					
Ad valorem taxes	\$ 216,775	\$ -	\$ -	\$ -	\$ -
Licenses and permits	-	1,570	-	-	-
Intergovernmental	15,966	-	3,474	-	-
Charges for services	14,182	-	-	-	17,964
Fines and forfeitures	-	-	-	-	-
Investment earnings	10,809	441	27	137	2,812
Miscellaneous	-	-	-	4,426	-
Total revenues	257,732	2,011	3,501	4,563	20,776
<b>EXPENDITURES</b>					
Current expenditures:					
General administration	-	1,254	-	-	10,930
Judicial	237,583	-	-	-	-
Legal	-	-	-	-	-
Public safety	60	-	2,901	-	-
Public transportation	-	-	-	-	-
Capital Outlay	-	-	-	-	-
Debt Service:					
Principal	-	-	-	-	-
Interest and other charges	-	-	-	-	-
Total expenditures	237,643	1,254	2,901	-	10,930
<b>EXCESS (DEFICIENCY) OF REVENUES OVER (UNDER) EXPENDITURES</b>	20,089	757	600	4,563	9,846
<b>OTHER FINANCING SOURCES (USES)</b>					
Leases issued	-	-	-	-	-
Subscriptions issued	-	-	-	-	-
Sale of assets	-	-	-	-	-
Transfers in	-	-	-	-	-
Total other financing sources (uses)	-	-	-	-	-
<b>NET CHANGE IN FUND BALANCE</b>	20,089	757	600	4,563	9,846
<b>FUND BALANCE, BEGINNING</b>	167,258	230,156	13,774	11,687	152,006
<b>FUND BALANCE, ENDING</b>	\$ 187,347	\$ 230,913	\$ 14,374	\$ 16,250	\$ 161,852

Special Revenue

Justice Technology	Law Library	Juvenile Services	Records Management	Security	District Attorney Special	District Court Technology
\$ -	\$ -	\$ 1,056,776	\$ -	\$ -	\$ -	\$ -
-	-	-	-	-	-	-
-	-	20,328	-	-	15,000	-
11,725	44,480	556,960	358,758	57,904	11,815	667
-	-	-	-	-	13,992	-
1,823	2,301	39,191	11,306	130	3,377	115
-	-	-	-	-	-	-
<u>13,548</u>	<u>46,781</u>	<u>1,673,255</u>	<u>370,064</u>	<u>58,034</u>	<u>44,184</u>	<u>782</u>
2,553	5,600	-	193,525	-	-	-
-	4,536	-	7,014	165,136	-	-
-	-	-	-	-	59,901	-
13,098	-	1,325,017	-	445	-	-
-	-	-	-	-	-	-
-	45,329	46,511	-	-	-	-
-	40,005	14,135	68,654	-	-	-
-	8,731	116	206	-	-	-
<u>15,651</u>	<u>104,201</u>	<u>1,385,779</u>	<u>269,399</u>	<u>165,581</u>	<u>59,901</u>	<u>-</u>
<u>(2,103)</u>	<u>(57,420)</u>	<u>287,476</u>	<u>100,665</u>	<u>(107,547)</u>	<u>(15,717)</u>	<u>782</u>
-	-	46,511	-	-	-	-
-	45,329	-	-	-	-	-
-	-	-	-	-	-	-
-	-	-	-	130,000	-	-
-	<u>45,329</u>	<u>46,511</u>	<u>-</u>	<u>130,000</u>	<u>-</u>	<u>-</u>
(2,103)	(12,091)	333,987	100,665	22,453	(15,717)	782
<u>159,551</u>	<u>54,028</u>	<u>563,555</u>	<u>927,192</u>	<u>77,231</u>	<u>197,805</u>	<u>60,149</u>
<u>\$ 157,448</u>	<u>\$ 41,937</u>	<u>\$ 897,542</u>	<u>\$ 1,027,857</u>	<u>\$ 99,684</u>	<u>\$ 182,088</u>	<u>\$ 60,931</u>

**HARRISON COUNTY, TEXAS**

COMBINING STATEMENT OF REVENUES, EXPENDITURES  
AND CHANGES IN FUND BALANCES

NONMAJOR GOVERNMENTAL FUNDS

FOR THE YEAR ENDED SEPTEMBER 30, 2023

	Special Revenue				
	County Court Technology	Case Manager	District Clerk Preservation	County Clerk Preservation	6th Court of Appeal
<b>REVENUES</b>					
Ad valorem taxes	\$ -	\$ -	\$ -	\$ -	\$ -
Licenses and permits	-	-	-	-	-
Intergovernmental	-	-	-	-	-
Charges for services	999	14,509	32,645	7,570	-
Fines and forfeitures	-	-	-	-	(17)
Investment earnings	18	87	216	106	-
Miscellaneous	-	-	-	-	-
Total revenues	<u>1,017</u>	<u>14,596</u>	<u>32,861</u>	<u>7,676</u>	<u>(17)</u>
<b>EXPENDITURES</b>					
Current expenditures:					
General administration	-	-	-	-	-
Judicial	-	25,147	4,889	-	-
Legal	-	-	-	-	-
Public safety	-	-	-	-	-
Public transportation	-	-	-	-	-
Capital Outlay	-	-	-	-	-
Debt Service:					
Principal	-	-	-	-	-
Interest and other charges	-	-	-	-	-
Total expenditures	<u>-</u>	<u>25,147</u>	<u>4,889</u>	<u>-</u>	<u>-</u>
<b>EXCESS (DEFICIENCY) OF REVENUES OVER (UNDER) EXPENDITURES</b>	<u>1,017</u>	<u>(10,551)</u>	<u>27,972</u>	<u>7,676</u>	<u>(17)</u>
<b>OTHER FINANCING SOURCES (USES)</b>					
Leases issued	-	-	-	-	-
Subscriptions issued	-	-	-	-	-
Sale of assets	-	-	-	-	-
Transfers in	-	-	-	-	-
Total other financing sources (uses)	<u>-</u>	<u>-</u>	<u>-</u>	<u>-</u>	<u>-</u>
<b>NET CHANGE IN FUND BALANCE</b>	1,017	(10,551)	27,972	7,676	(17)
<b>FUND BALANCE, BEGINNING</b>	<u>8,630</u>	<u>51,218</u>	<u>99,560</u>	<u>52,286</u>	<u>464</u>
<b>FUND BALANCE, ENDING</b>	<u>\$ 9,647</u>	<u>\$ 40,667</u>	<u>\$ 127,532</u>	<u>\$ 59,962</u>	<u>\$ 447</u>



Special Revenue

6th Court of Appeal	Vital Archive Fees	Election Contracts	Court Initiated Guardianship	Youth Enrichment	Debt Service	Capital Projects	Totals
\$ -	\$ -	\$ -	\$ -	\$ -	\$ -	\$ 420,000	\$ 1,693,551
-	-	-	-	-	-	-	1,570
-	-	6,829	-	-	-	-	61,597
-	4,585	6,094	5,524	97,053	-	-	1,243,434
(17)	-	-	-	-	-	-	13,975
-	48	49	123	165	-	28,377	101,658
-	-	-	-	-	-	-	4,426
<u>(17)</u>	<u>4,633</u>	<u>12,972</u>	<u>5,647</u>	<u>97,218</u>	<u>-</u>	<u>448,377</u>	<u>3,120,211</u>
-	-	-	-	93,531	-	388,597	695,990
-	-	-	-	-	-	-	444,305
-	-	-	-	-	-	-	59,901
-	-	-	963	-	-	-	1,342,484
-	-	-	-	-	-	-	-
-	-	-	-	-	-	-	91,840
-	-	-	-	-	290,138	-	412,932
-	-	-	-	-	6,149	-	15,202
<u>-</u>	<u>-</u>	<u>-</u>	<u>963</u>	<u>93,531</u>	<u>296,287</u>	<u>388,597</u>	<u>3,062,654</u>
<u>(17)</u>	<u>4,633</u>	<u>12,972</u>	<u>4,684</u>	<u>3,687</u>	<u>(296,287)</u>	<u>59,780</u>	<u>57,557</u>
-	-	-	-	-	-	-	46,511
-	-	-	-	-	-	-	45,329
-	-	-	-	-	-	-	-
<u>-</u>	<u>-</u>	<u>-</u>	<u>-</u>	<u>-</u>	<u>-</u>	<u>-</u>	<u>130,000</u>
<u>-</u>	<u>-</u>	<u>-</u>	<u>-</u>	<u>-</u>	<u>-</u>	<u>-</u>	<u>221,840</u>
(17)	4,633	12,972	4,684	3,687	(296,287)	59,780	279,397
<u>464</u>	<u>23,387</u>	<u>19,152</u>	<u>62,159</u>	<u>89,643</u>	<u>296,958</u>	<u>1,049,220</u>	<u>4,367,069</u>
<u>\$ 447</u>	<u>\$ 28,020</u>	<u>\$ 32,124</u>	<u>\$ 66,843</u>	<u>\$ 93,330</u>	<u>\$ 671</u>	<u>\$ 1,109,000</u>	<u>\$ 4,646,466</u>

**HARRISON COUNTY, TEXAS**

COMBINING STATEMENT OF FIDUCIARY NET POSITION

CUSTODIAL FUNDS

SEPTEMBER 30, 2023

	<u>County Treasurer</u>	<u>County Clerk</u>	<u>District Attorney</u>	<u>District Clerk</u>	<u>Justices of the Peace</u>
<b>ASSETS</b>					
Cash and cash equivalents	\$ 147,871	\$ 783,864	\$ 429,000	\$ 7,444,581	\$ 82,986
Investments	<u>-</u>	<u>377,424</u>	<u>-</u>	<u>557,990</u>	<u>-</u>
Total assets	<u>147,871</u>	<u>1,161,288</u>	<u>429,000</u>	<u>8,002,571</u>	<u>82,986</u>
<b>LIABILITIES</b>					
Accounts payable	904	10	-	-	584
Due to other governments	111,252	2,353	-	4,089	31,285
Due to other funds	21,322	76,827	-	19,353	51,117
Court ordered funds	<u>-</u>	<u>-</u>	<u>-</u>	<u>16,464</u>	<u>-</u>
Total liabilities	<u>133,478</u>	<u>79,190</u>	<u>-</u>	<u>39,906</u>	<u>82,986</u>
<b>NET POSTION</b>					
Restricted for individuals, organizations and other governments	14,393	1,082,098	429,000	7,962,665	-
Unassigned	<u>-</u>	<u>-</u>	<u>-</u>	<u>-</u>	<u>-</u>
Total net positon	<u>\$ 14,393</u>	<u>\$ 1,082,098</u>	<u>\$ 429,000</u>	<u>\$ 7,962,665</u>	<u>\$ -</u>

Juvenile Center	Sheriff	Tax Assessor-Collector	Fines Collection	Medical Plan	Adult and Juvenile Probation	Total Custodial Funds
\$ 342	\$ 620,709	\$ 1,537,564	\$ 28,721	\$ 59,072	\$ 684,667	\$ 11,819,377
-	-	150,000	-	-	-	1,085,414
<u>342</u>	<u>620,709</u>	<u>1,687,564</u>	<u>28,721</u>	<u>59,072</u>	<u>684,667</u>	<u>12,904,791</u>
-	5,035	72,480	674	22	161,061	240,770
-	-	1,063,722	4,224	-	-	1,216,925
342	2,507	261,100	23,529	-	-	456,097
-	-	-	-	-	-	16,464
<u>342</u>	<u>7,542</u>	<u>1,397,302</u>	<u>28,427</u>	<u>22</u>	<u>161,061</u>	<u>1,930,256</u>
-	613,167	290,262	294	59,050	523,606	10,974,535
-	-	-	-	-	-	-
<u>\$ -</u>	<u>\$ 613,167</u>	<u>\$ 290,262</u>	<u>\$ 294</u>	<u>\$ 59,050</u>	<u>\$ 523,606</u>	<u>\$ 10,974,535</u>

**HARRISON COUNTY, TEXAS**

COMBINING STATEMENT OF CHANGES IN FIDUCIARY NET POSITION

CUSTODIAL FUNDS

FOR THE YEAR ENDED SEPTEMBER 30, 2023

	<u>County Treasurer</u>	<u>County Clerk</u>	<u>District Attorney</u>	<u>District Clerk</u>	<u>Justices of the Peace</u>
<b>ADDITIONS</b>					
Taxes/fees collected on behalf of other governments	\$ -	\$ -	\$ -	\$ -	\$ -
Fines collected on behalf of other governments	644,484	954,692	282,616	527,671	1,108,992
Contribution from other contracting entities	-	-	8	-	-
Bonds held	-	104,298	-	94,800	-
Civil registry received	-	333,288	-	2,756,313	-
Total additions	<u>644,484</u>	<u>1,392,278</u>	<u>282,624</u>	<u>3,378,784</u>	<u>1,108,992</u>
<b>DEDUCTIONS</b>					
Taxes/fees collected on behalf of comptroller	-	-	-	-	-
Disbursements of fines/fees	630,091	957,062	123,906	704,783	1,110,099
Disbursements on behalf of contracting entities	-	-	1,500	-	-
Bonds disbursed	-	112,294	-	14,300	-
Civil registry disbursed	-	295,951	-	908,530	-
Total deductions	<u>630,091</u>	<u>1,365,307</u>	<u>125,406</u>	<u>1,627,613</u>	<u>1,110,099</u>
<b>NET INCREASE (DECREASE) IN FIDUCIARY NET POSITION</b>	<u>14,393</u>	<u>26,971</u>	<u>157,218</u>	<u>1,751,171</u>	<u>(1,107)</u>
<b>FIDUCIARY NET POSITION, BEGINNING</b>	<u>-</u>	<u>1,055,127</u>	<u>271,782</u>	<u>6,211,494</u>	<u>1,107</u>
<b>FIDUCIARY NET POSITION, ENDING</b>	<u>\$ 14,393</u>	<u>\$ 1,082,098</u>	<u>\$ 429,000</u>	<u>\$ 7,962,665</u>	<u>\$ -</u>

Juvenile Center	Sheriff	Tax Assessor-Collector	Fines Collection	Medical Plan	Adult and Juvenile Probation	Total Custodial Funds
\$ -	\$ -	\$ 50,607,306	\$ -	\$ -	\$ -	\$ 50,607,306
4,076	166,379	-	381,582	-	-	4,070,492
-	674,204	-	-	64,048	1,395,984	2,134,244
-	-	-	-	-	-	199,098
-	-	-	-	-	-	3,089,601
<u>4,076</u>	<u>840,583</u>	<u>50,607,306</u>	<u>381,582</u>	<u>64,048</u>	<u>1,395,984</u>	<u>60,100,741</u>
-	-	50,770,315	-	-	-	50,770,315
4,076	168,810	-	381,580	-	-	4,080,407
-	567,502	-	-	55,990	1,399,520	2,024,512
-	-	-	-	-	-	126,594
-	-	-	-	-	-	1,204,481
<u>4,076</u>	<u>736,312</u>	<u>50,770,315</u>	<u>381,580</u>	<u>55,990</u>	<u>1,399,520</u>	<u>58,206,309</u>
-	104,271	(163,009)	2	8,058	(3,536)	1,894,432
-	508,896	453,271	292	50,992	527,142	9,080,103
<u>\$ -</u>	<u>\$ 613,167</u>	<u>\$ 290,262</u>	<u>\$ 294</u>	<u>\$ 59,050</u>	<u>\$ 523,606</u>	<u>\$ 10,974,535</u>

**THIS PAGE LEFT BLANK INTENTIONALLY**

## **COMPLIANCE SECTION**

**THIS PAGE LEFT BLANK INTENTIONALLY**



---

**INDEPENDENT AUDITOR'S REPORT ON INTERNAL CONTROL OVER FINANCIAL REPORTING AND ON COMPLIANCE AND OTHER MATTERS BASED ON AN AUDIT OF FINANCIAL STATEMENTS PERFORMED IN ACCORDANCE WITH GOVERNMENT AUDITING STANDARDS**

Honorable County Judge  
and County Commissioners  
Harrison County, Texas

We have audited, in accordance with the auditing standards generally accepted in the United States of America and the standards applicable to financial audits contained in *Government Auditing Standards*, issued by the Comptroller General of the United States, the financial statements of the governmental activities, the discretely presented component unit, each major fund, and the aggregate remaining fund information of Harrison County, Texas, as of and for the year ended September 30, 2023, and the related notes to the financial statements, which collectively comprise Harrison County, Texas' basic financial statements, and have issued our report thereon dated June 18, 2024.

**Report on Internal Control Over Financial Reporting**

In planning and performing our audit of the financial statements, we considered Harrison County, Texas' internal control over financial reporting (internal control) as a basis for designing procedures that are appropriate in the circumstances for the purpose of expressing our opinions on the financial statements, but not for the purpose of expressing an opinion on the effectiveness of Harrison County, Texas' internal control. Accordingly, we do not express an opinion on the effectiveness of Harrison County, Texas' internal control.

A deficiency in internal control exists when the design or operation of a control does not allow management or employees in the normal course of performing their assigned functions, to prevent, or detect and correct misstatements on a timely basis. A material weakness is a deficiency, or a combination of deficiencies, in internal control, such that there is a reasonable possibility that a material misstatement of Harrison County, Texas' financial statements will not be prevented, or detected and corrected on a timely basis. A significant deficiency is a deficiency, or a combination of deficiencies, in internal control that is less severe than a material weakness, yet important enough to merit attention by those charged with governance.

Our consideration of internal control was for the limited purpose described in the first paragraph of this section and was not designed to identify all deficiencies in internal control that might be material weaknesses or significant deficiencies. Given these limitations, during our audit we did not identify any deficiencies in internal control that we consider to be material weaknesses. However, material weaknesses or significant deficiencies may exist that were not identified.

**OFFICE LOCATIONS**

**TEXAS** | Waco | Temple | Hillsboro | Houston  
**NEW MEXICO** | Albuquerque

## Report on Compliance and Other Matters

As part of obtaining reasonable assurance about whether Harrison County, Texas' financial statements are free from material misstatement, we performed tests of its compliance with certain provisions of laws, regulations, contracts and grant agreements, noncompliance with which could have a direct and material effect on the financial statements. However, providing an opinion on compliance with those provisions was not an objective of our audit, and accordingly, we do not express such an opinion. The results of our tests disclosed no instances of noncompliance or other matters that are required to be reported under *Government Auditing Standards*.

### Purpose of this Report

The purpose of this report is solely to describe the scope of our testing of internal control and compliance and the results of that testing, and not to provide an opinion on the effectiveness of Harrison County, Texas' internal control or on compliance. This report is an integral part of an audit performed in accordance with *Government Auditing Standards* in considering Harrison County, Texas' internal control and compliance. Accordingly, this communication is not suitable for any other purpose.

*Pattillo, Brown & Hill, L.L.P.*

Waco, Texas  
June 18, 2024

**INDEPENDENT AUDITOR'S REPORT ON COMPLIANCE FOR  
EACH MAJOR FEDERAL PROGRAM AND REPORT ON INTERNAL CONTROL  
OVER COMPLIANCE IN ACCORDANCE WITH THE UNIFORM GUIDANCE**

Honorable County Judge  
and County Commissioners  
Harrison County, Texas

**Report on Compliance for Each Major Federal Program**

***Opinion on Each Major Federal Program***

We have audited Harrison County, Texas' (the "County") compliance with the types of compliance requirements described in the U.S. Office of Management and Budget (OMB) *Compliance Supplement* that could have a direct and material effect on each of the County's major federal programs for the year ended September 30, 2023. The County's major federal programs are identified in the summary of auditor's results section of the accompanying schedule of findings and questioned costs.

In our opinion, the County complied, in all material respects, with the compliance requirements referred to above that could have a direct and material effect on each of its major federal programs for the year ended September 30, 2023.

***Basis for Opinion on Each Major Federal Program***

We conducted our audit of compliance in accordance with auditing standards generally accepted in the United States of America (GAAS); the standards applicable to financial audits contained in *Government Auditing Standards* issued by the Comptroller General of the United States (*Government Auditing Standards*); and the audit requirements of Title 2 U.S. Code of Federal Regulations Part 200, *Uniform Administrative Requirements, Cost Principles, and Audit Requirements for Federal Awards* (Uniform Guidance). Our responsibilities under those standards and the Uniform Guidance are further described in the Auditor's Responsibilities for the Audit of Compliance section of our report.

We are required to be independent of the County and to meet our other ethical responsibilities, in accordance with relevant ethical requirements relating to our audit. We believe that the audit evidence we have obtained is sufficient and appropriate to provide a basis for our opinion on compliance for each major federal program. Our audit does not provide a legal determination of the County's compliance with the compliance requirements referred to above.

***Responsibilities of Management for Compliance***

Management is responsible for compliance with the requirements referred to above and for the design, implementation, and maintenance of effective internal control over compliance with the requirements of laws, statutes, regulations, rules and provisions of contracts or grant agreements applicable to the County's federal programs.

## **Auditor's Responsibilities for the Audit of Compliance**

Our objectives are to obtain reasonable assurance about whether material noncompliance with the compliance requirements referred to above occurred, whether due to fraud or error, and express an opinion on the County's compliance based on our audit. Reasonable assurance is a high level of assurance but is not absolute assurance and therefore is not a guarantee that an audit conducted in accordance with GAAS, *Government Auditing Standards*, and the Uniform Guidance will always detect material noncompliance when it exists. The risk of not detecting material noncompliance resulting from fraud is higher than for that resulting from error, as fraud may involve collusion, forgery, intentional omissions, misrepresentations, or the override of internal control. Noncompliance with the compliance requirements referred to above is considered material, if there is a substantial likelihood that, individually or in the aggregate, it would influence the judgment made by a reasonable user of the report on compliance about the County's compliance with the requirements of each major federal program as a whole.

In performing an audit in accordance with GAAS, *Government Auditing Standards*, and the Uniform Guidance, we:

- Exercise professional judgment and maintain professional skepticism throughout the audit.
- Identify and assess the risks of material noncompliance, whether due to fraud or error, and design and perform audit procedures responsive to those risks. Such procedures include examining, on a test basis, evidence regarding the County's compliance with the compliance requirements referred to above and performing such other procedures as we considered necessary in the circumstances.
- Obtain an understanding of the County's internal control over compliance relevant to the audit in order to design audit procedures that are appropriate in the circumstances and to test and report on internal control over compliance in accordance with the Uniform Guidance, but not for the purpose of expressing an opinion on the effectiveness of the County's internal control over compliance. Accordingly, no such opinion is expressed.

We are required to communicate with those charged with governance regarding, among other matters, the planned scope and timing of the audit and any significant deficiencies and material weaknesses in internal control over compliance that we identified during the audit.

### **Report on Internal Control over Compliance**

Our consideration of internal control over compliance was for the limited purpose described in the Auditor's Responsibilities for the Audit of Compliance section above and was not designed to identify all deficiencies in internal control over compliance that might be material weaknesses or significant deficiencies in internal control over compliance and therefore, material weaknesses or significant deficiencies may exist that were not identified. We did not identify any deficiencies in internal control over compliance that we consider to be material weaknesses. However, as discussed below, we did identify certain deficiencies in internal control over compliance that we consider to be significant deficiencies.

*A deficiency in internal control over compliance* exists when the design or operation of a control over compliance does not allow management or employees, in the normal course of performing their assigned functions, to prevent, or detect and correct noncompliance with a type of compliance requirement of a federal program on a timely basis. *A material weakness in internal control over compliance* is a deficiency, or combination of deficiencies, in internal control over compliance, such that there is a reasonable possibility that material noncompliance with a type of compliance requirement of a federal program will not be prevented, or detected and corrected, on a timely basis. *A significant deficiency in internal control over compliance* is a deficiency, or a combination of deficiencies, in internal control over compliance with a type of compliance requirement of a federal program that is less severe than a material weakness in internal control over compliance, yet important enough to merit attention by those charged with governance. We consider the deficiency in internal control over compliance described in the accompanying schedule of findings and questioned costs as item 2023-001 to be a significant deficiency.

Our audit was not designed for the purpose of expressing an opinion on the effectiveness of internal control over compliance. Accordingly, no such opinion is expressed. *Government Auditing Standards* requires the auditor to perform limited procedures on the County's response to the internal control over compliance findings identified in our audit described in the accompanying schedule of findings and questioned costs. The County's response was not subjected to the other auditing procedures applied in the audit of compliance and, accordingly, we express no opinion on the response.

The purpose of this report on internal control over compliance is solely to describe the scope of our testing of internal control over compliance and the results of that testing based on the requirements of the Uniform Guidance. Accordingly, this report is not suitable for any other purpose.

*Pattillo, Brown & Hill, L.L.P.*

Waco, Texas  
June 18, 2024

**HARRISON COUNTY, TEXAS**

SCHEDULE OF EXPENDITURES OF FEDERAL AWARDS

FOR THE YEAR ENDED SEPTEMBER 30, 2023

Federal Grantor/Pass-through Grantor/Program or Cluster Title	Pass-through Entity Identifying Number	Assistance Listing Number	Total Expenditures	Passed Through to Subrecipients
<b>FEDERAL AWARDS</b>				
<b><u>U.S. Department of Agriculture</u></b>				
Passed through the Texas Department of Agriculture:				
National School Lunch Program - Child Nutrition Cluster	75P6008	10.555	\$ 20,328	\$ -
<i>Total Passed through the Texas Department of Agriculture</i>			<u>20,328</u>	<u>-</u>
<i>Total U.S. Department of Agriculture</i>			<u>20,328</u>	<u>-</u>
<b><u>U.S. Department of Treasury</u></b>				
Direct Program:				
COVID-19 - Coronavirus State and Local Fiscal Recovery Funds	SLFRP3260	21.027	5,280,745	-
<i>Total Direct Program</i>			<u>5,280,745</u>	<u>-</u>
<i>Total U.S. Department of Treasury</i>			<u>5,280,745</u>	<u>-</u>
<b><u>U.S. Department of Health and Human Services</u></b>				
Passed through the Texas Department of Family and Protective Services:				
Title IV-E Other Administration Legal Services	HHS002851000048	93.658	14,709	-
<i>Total Passed through the Texas Department of Family and Protective Services</i>			<u>14,709</u>	<u>-</u>
<i>Total U.S. Department of Health and Human Services</i>			<u>14,709</u>	<u>-</u>
<i>Total Federal Awards</i>			\$ <u>5,315,782</u>	\$ <u>-</u>

The accompanying notes are an integral part of this schedule.

## HARRISON COUNTY, TEXAS

### NOTES TO SCHEDULE OF EXPENDITURES OF FEDERAL AWARDS

FOR THE YEAR ENDED SEPTEMBER 30, 2023

#### **Note 1 - Basis of Presentation**

The accompanying Schedule of Expenditures of Federal Awards (the "Schedule") includes the federal grant activity of the County under programs of the federal government for the year ended September 30, 2023. The information in this schedule is presented in accordance with the requirements of Title 2 U.S. Code of Federal Regulations (CFR) Part 200, *Uniform Administrative Requirements, Cost Principles, and Audit Requirements for Federal Awards (Uniform Guidance)*. Because the schedule presents only a selected portion of the operations of the County, it is not intended and does not present the financial position, changes in net position/fund balance or cash flows of the County.

#### **Note 2 - Summary of Significant Accounting Policies**

The County accounts for federal funding using the modified accrual basis of accounting. This basis of accounting recognizes revenues in the accounting period in which they become susceptible to accrual, i.e. both measurable and available, and expenditures in the accounting period in which the liability is incurred, if measurable, except for certain compensated absences, claims and judgments, which are recognized when the obligations are expected to be liquidated with expendable available financial resources. Federal grant funds are considered to be earned to the extent of expenditures made under the provisions of the grant, and, accordingly, when such funds are received, they are recorded as unearned revenue until earned. Generally, unused balances are returned to the grantor at the close of specified project periods.

#### **Note 3 - Indirect Costs**

The County has elected not to use the 10% de minimis indirect cost rate as allowed in the *Uniform Guidance*.

**HARRISON COUNTY, TEXAS**

SCHEDULE OF FINDINGS AND QUESTIONED COSTS

FOR THE YEAR ENDED SEPTEMBER 30, 2023

**Summary of Auditor's Results**

Financial Statements:

Type of auditor's report issued Unmodified

Internal control over financial reporting:

Material weakness(es) identified? No

Significant deficiency(ies) identified? None reported

Noncompliance material to financial statements noted? None

Federal Awards:

Internal control over major programs:

Material weakness(es) identified? No

Significant deficiency(ies) identified? 2023-001

Type of auditor's report issued on compliance for major programs Unmodified

Any audit findings disclosed that are required to be reported in accordance with 2 CFR 200.516(a) None

Identification of major programs:

Assistance Listing Number

21.027

Name of Federal Program or Cluster:

COVID-19 - Coronavirus State and Local Fiscal Recovery Fund

Dollar threshold used to distinguish between type A and type B programs \$750,000

Auditee qualified as low-risk auditee? No

**Findings Related to the Financial Statements Which are Required to be Reported in Accordance With Generally Accepted Government Auditing Standards**

None

**Findings and Questioned Costs Related to Federal Awards**

2023-001



**HARRISON COUNTY, TEXAS**

SCHEDULE OF FINDINGS AND QUESTIONED COSTS (CONTINUED)

FOR THE YEAR ENDED SEPTEMBER 30, 2023

**Federal Award Finding:**

**Item 2023-001      **Coronavirus State and Local Fiscal Recovery Fund, ALN 21.027****

<u>Type</u>	Significant Deficiency
<u>Compliance Requirement</u>	Reporting
<u>Criteria</u>	The U.S. Department of Treasury <i>SLFRF Compliance and Reporting Guidance</i> requires the County prepare quarterly submissions of the <i>Project and Expenditure Report</i> . The 2023 Compliance Supplement identifies multiple Key Line Items in the report, including cumulative expenditures and current period expenditures. Internal control should be established and maintained to provide reasonable assurance that these requirements are complied with by submitting the reports accurately.
<u>Condition</u>	For the first two quarters of the fiscal year under audit, the <i>Project and Expenditure Report</i> reported cumulative expenditures as program income, and the total obligation was reported as cumulative expenditures before the amounts had actually been spent.
<u>Cause</u>	The County followed a process for reviewing the reports and understanding program requirements; however, the new and emerging nature of the program and related guidance limited the internal knowledge necessary to identify the errors.
<u>Effect</u>	Required reports submitted to the Federal Agency contained inaccuracies to identified key elements.
<u>Recommendation</u>	We recommend that the County expand its review process for key reports to consider if new or emerging funding merits additional staff training or the engagement of outside assistance.
<u>Management's Response</u>	We agree with the finding and have initiated discussions to provide training and implement procedures to ensure compliance. The last two quarterly reports prepared and sent to the U.S. Department of Treasury during fiscal year 2023 were corrected.

**HARRISON COUNTY, TEXAS**

SUMMARY SCHEDULE OF PRIOR AUDIT FINDINGS

FOR THE YEAR ENDED SEPTEMBER 30, 2023

Finding 2022-001: Significant Deficiency in Internal Control over Compliance

Current Status:

Partially corrected - current year finding. See finding 2023-001. The deficiency was identified during fiscal year 2022, after a significant portion of the fiscal year had already elapsed. Management has implemented several immediate control changes, and expects to implement more comprehensive changes during fiscal year 2023.

Contact Person Responsible

for Corrective Action:

Becky Haynes, County Auditor

Anticipated Completion Date:

September 30, 2023